

**Schatting stand van zaken einde Q2 m.b.t. vaccinaties, kwantitatief en per vaccin (alleen B/P, M, A**

	Week 53	Week 1
Levering B/P in doses (6 doses)	197,730	148,590
Levering Moderna in doses (10 doses)	0	0
Levering AstraZeneca in doses (11 doses)	0	0
Levering Janssen in doses (5 doses)	0	0

Leveringen naar BES/CAS minus 1% spillage B/P:	0	0
Leveringen naar BES/CAS minus 1% spillage M:	0	0
Leveringen naar BES/CAS minus 1% spillage J:	0	0

	Week 53	Week 1
Levering B/P minus BES/CAS minus 1% spillage	195,753	147,104
Levering M minus BES/CAS minus 1% spillage	0	0
Levering AZ minus 1% spillage	0	0
Levering J minus 1% spillage	0	0

	Week 53	Week 1
Beschikbaar voor prikken (d.w.z. 1 week opgeschoven)		
Beschikbaar B/P (NL minus 1% spillage)	0	195,753
Beschikbaar M (NL minus 1% spillage)	0	0
Beschikbaar AZ (NL minus 1% spillage)	0	0
Beschikbaar J (NL minus 1% spillage)	0	0
Totaal leveringen NL minus 1% spillage	0	195,753

	Week 53	Week 1
B/P totaal prikken	0	33,756
B/P 1e prikken	0	33,756
B/P 2e prikken	0	0
B/P totaal cumulatief	0	33,756

	Week 53	Week 1
M totaal prikken	0	0
M 1e prikken	0	0
M 2e prikken	0	0
M totaal cumulatief	0	0

	Week 53	Week 1
AZ totaal prikken	0	0
AZ 1e prikken	0	0
AZ 2e prikken	0	0
AZ totaal cumulatief	0	0

Week 53    Week 1

Janssen totaal prikken	0	0
Janssen 1e prikken	0	0
Janssen totaal Cumulatief	0	0

	Week 53	Week 1
Onbekend totaal prikken	0	0
Onbekend 1e prikken	0	0
Onbekend 2e prikken	0	0
Onbekend totaal cumulatief	0	0

	53	1
Totaal aantal prikken gezet	0	33,756
Aantal eerste prikken gezet (B/P, M, AZ, O)	0	33,756
Aantal tweede prikken gezet (B/P, M, AZ, O)	0	0
Aantal prikken Janssen (1x volledig gevaccineerd)	0	0
Aantal mensen met minimaal één prik (Janssen, BioNTech/Pfizer, Mod)	0	33,756
Aantal mensen volledig gevaccineerd (Janssen en 2e prik BioNTech/Pfi)	0	0
Aantal mensen gedeeltelijk gevaccineerd (1e prik BioNTech/Pfizer, Ast)	0	33,756
Aantal vaccinatiebereide 18-plussers nog zonder prik	11,963,435	11,929,679
Aantal vaccinatiebereide 18+ nog zonder prik 80%	11,259,703	11,225,947
Aantal vaccinatiebereide 18+ nog zonder prik 75%	0555971.750522215.75	

Per 1e van de maand aantal prikken gezet

Per 1e van de maand aantal mensen volledig gevaccineerd

Per 1e van de maand aantal mensen nog geen tweede prik gehad

Per 1e van de maand aantal vaccinatiebereide 18+ nog zonder prik

#### Aannames en rekenwijzen

Spillage is 1%

AZ Q2	4,3 miljoen doseri
J Q2	3 miljoen dosering
O	Staat voor onbeke

B/P Q3	8,4 miljoen doseri
M Q3	5 miljoen dosering
AZ Q3	6,2 mljoen doserin
J Q3	6 miljoen dosering

Waar uitrijdgegevens nog niet

B/P in prognose: 2e prik 6 wek  
M in prognose: 2e prik 4 weke  
AZ in prognose: 2e prik 12 we  
J 1 prik nodig

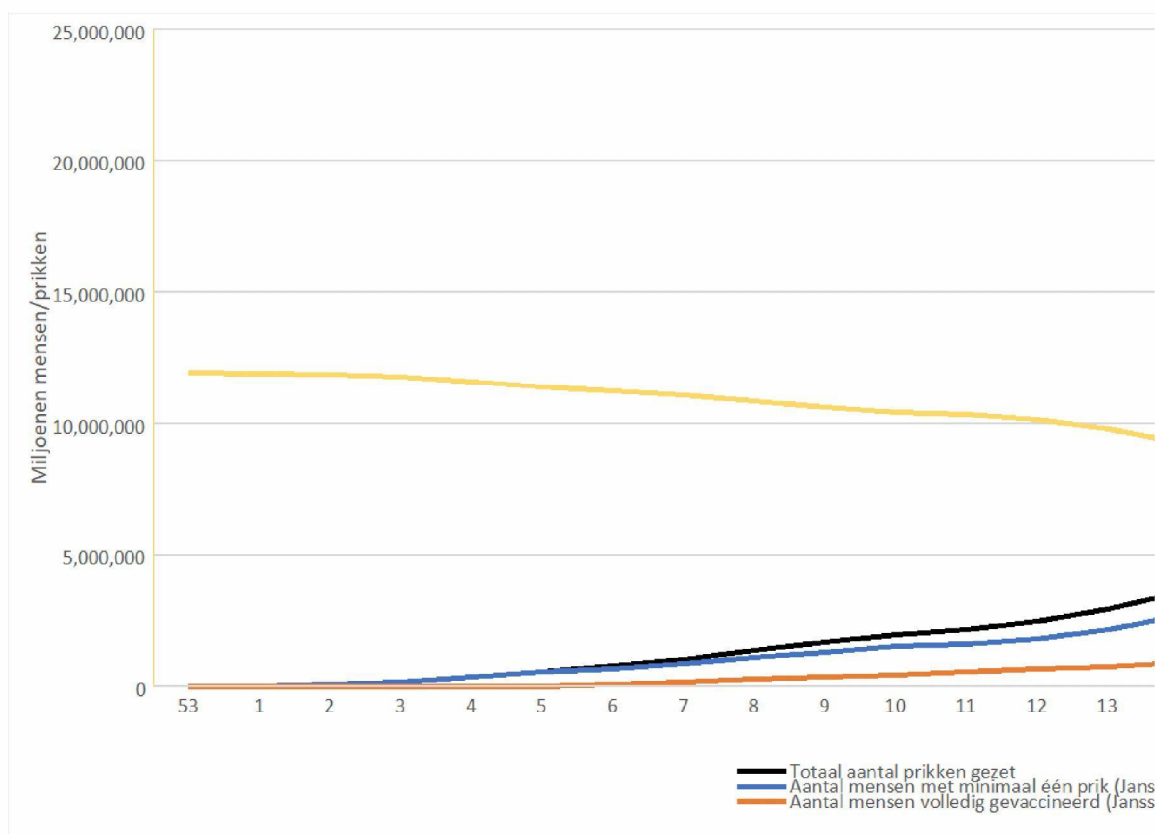
M, AZ en Janssen: (als geen ui  
M, AZ en Janssen: uitgeleverd

Vaccinatiebereidheid is 85%; b

B/P en M: BES/CAS minus spil

AZ al gezette 2e prikken (volge

AZ in principe vanaf week 23 g



## Z en J meegenomen)

Week 2	Week 3	Week 4	Week 5	Week 6	Week 7	Week 8	Week 9
184,860	92,430	191,880	159,120	159,120	193,050	200,070	208,260
13,200	0	19,200	0	38,400	0	72,000	0
0	0	0	79,200	95,040	161,040	148,390	216,480
0	0	0	0	0	0	0	0
0	0	0	0	0	40,541	0	0
0	0	0	0	0	3,069	0	0
0	0	0	0	0	0	0	0

Week 2	Week 3	Week 4	Week 5	Week 6	Week 7	Week 8	Week 9
183,011	91,506	189,961	157,529	116,988	191,120	198,069	172,587
13,068	0	19,008	0	34,947	0	69,894	0
0	0	0	78,408	94,090	159,430	146,906	214,315
0	0	0	0	0	0	0	0

Week 2	Week 3	Week 4	Week 5	Week 6	Week 7	Week 8	Week 9
147,104	183,011	91,506	189,961	157,529	116,988	191,120	198,069
0	13,068	0	19,008	0	34,947	0	69,894
0	0	0	0	78,408	94,090	159,430	146,906
0	0	0	0	0	0	0	0
342,857	538,936	630,442	839,411	1,075,348	1,321,373	1,671,922	2,086,791

Week 2	Week 3	Week 4	Week 5	Week 6	Week 7	Week 8	Week 9
43,301	87,109	179,545	215,218	211,385	165,851	213,100	201,717
43,301	87,109	177,140	191,382	140,966	102,519	106,835	123,741
0	0	2,405	23,836	70,419	63,332	106,265	77,976
77,057	164,166	343,711	558,929	770,314	936,165	1,149,265	1,350,982

Week 2	Week 3	Week 4	Week 5	Week 6	Week 7	Week 8	Week 9
0	2,572	6,312	5,991	6,360	15,988	19,387	18,493
0	2,572	6,312	5,991	6,360	13,416	13,075	12,502
0	0	0	0	0	2,572	6,312	5,991
0	2,572	8,884	14,875	21,235	37,223	56,610	75,103

Week 2	Week 3	Week 4	Week 5	Week 6	Week 7	Week 8	Week 9
0	0	0	0	553	68,962	113,222	75,570
0	0	0	0	553	68,962	113,222	75,570
0	0	0	0	0	0	0	0
0	0	0	0	553	69,515	182,737	258,307

Week 2	Week 3	Week 4	Week 5	Week 6	Week 7	Week 8	Week 9
--------	--------	--------	--------	--------	--------	--------	--------

0	0	0	0	0	0	0	0
0	0	0	0	0	0	0	0
0	0	0	0	0	0	0	0

Week 2	Week 3	Week 4	Week 5	Week 6	Week 7	Week 8	Week 9
2	1	0	6	4	15	11	15
2	1	0	6	4	12	10	12
0	0	0	0	0	3	1	3
2	3	3	9	13	28	39	54

2	3	4	5	6	7	8	9
77,059	166,741	352,598	573,813	792,115	1,042,931	1,388,651	1,684,446
77,059	166,741	350,193	547,572	695,455	880,364	1,113,506	1,325,331
0	0	2,405	26,241	96,660	162,564	275,141	359,108
0	0	0	0	0	0	0	0
77,059	166,741	350,193	547,572	695,455	880,364	1,113,506	1,325,331
0	0	2,405	26,241	96,660	162,567	275,145	359,115
77,059	166,741	347,788	521,331	598,795	717,797	838,361	966,216
11,886,376	11,796,694	11,613,242	11,415,863	11,267,980	11,083,071	10,849,929	10,638,104
11,182,644	11,092,962	10,909,510	10,712,131	10,564,248	10,379,339	10,146,197	9,934,372
0478912.7510389230.7510205778.7510008399.75	9860516.75	9675607.75	9442465.75	9230640.75			

1-Feb	375,908	1-Mar	1,379,655
	5,810		287,141
	372,580		856,626
	11,585,045		10,819,668

ngen verwacht (in 10 doses per flacon), voor zover nog niet bekend gelijkelijk verdeeld over rest Q2 en gereken en verwacht, voor zover weekleveringen nog niet bekend gelijkelijk verdeeld over rest Q2  
nd. In de prognose op 0 gezet, alleen in realisatie opgenomen

ngen, gelijkelijk verdeeld over 13 weken  
en verwacht, gelijkelijk verdeeld over 13 weken  
gen verwacht (in 10 doses per flacon), gelijkelijk verdeeld over 13 weken en gerekend met 11 doses per flacon  
en verwacht, gelijkelijk verdeeld over 13 weken

bekend zijn: geleverd aan NL in week n is beschikbaar in week n+1 (daarmee inclusief aanhouden minimale voo

en na 1e  
n na 1e prik  
ken na 1e prik

tleveragegevens bekend nog) n is geprikt voor 0,25 in week n+1, voor 0,5 in week n+2 en voor 0,25 in week n+3  
in week n is geprikt voor 0,25 in week n, voor 0,5 in week n+1 en voor 0,25 in week n+2

evolkingsoomvang 18-plussers 14074629

lage van de leveringen afgetrokken, 1 week eerder

ns TESSy) week 7 t/m 14 verrekend in week 19 (om te voorkomen dat we uiteindelijk meer 2e dan 1e prikken h

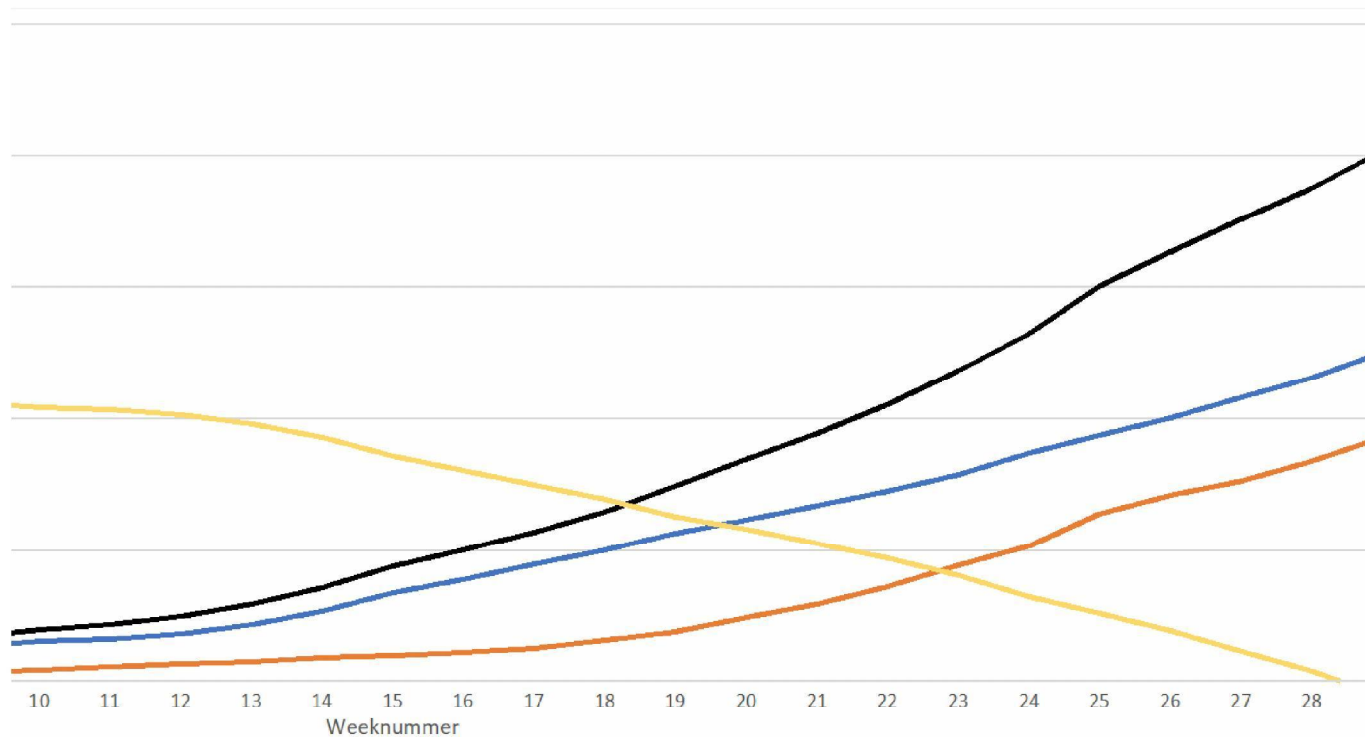
een eerste prikken meer, tenzij uitrijdgegevens vergeleken met tweede prikken daar toch aanleiding toe geven

e berggrafiek op het dashboard

gnose op basis van de uitrijdgegevens RIVM

gnose op basis van aan NL geleverde vaccins (dus als nog geen uitrijdgegevens van RIVM bekend zijn)

lisatie op basis van TESSy



ntal prikken gezet  
ensen met minimaal één prik (Janssen, BioNTech/Pfizer, Moderna, Astrazeneca)  
ensen volledig gevaccineerd (Janssen en 2e prik BioNTech/Pfizer, AstraZeneca en Moderna)

Week 10	Week 11	Week 12	Week 13	Week 14	Week 15	Week 16	Week 17
218,790	218,790	326,430	326,430	487,890	487,890	487,890	680,940
0	96,000	0	145,200	0	121,200	69,600	79,200
95,040	44,880	44,880	430,320	55,440	142,560	42,240	638,880
0	0	0	0	0	79,200	0	66,000
33,591	6,950	47,490	28,958	15,058	30,116	11,583	0
0	1,386	0	495	64,350	0	0	0
0	0	0	0	0	0	0	0

Week 10	Week 11	Week 12	Week 13	Week 14	Week 15	Week 16	Week 17
209,652	169,112	294,208	308,108	452,895	471,428	483,011	639,382
0	94,545	0	79,398	0	119,988	68,904	43,758
94,090	44,431	44,431	426,017	54,886	141,134	41,818	632,491
0	0	0	0	0	78,408	0	65,340

Week 10	Week 11	Week 12	Week 13	Week 14	Week 15	Week 16	Week 17
172,587	209,652	169,112	294,208	308,108	452,895	471,428	483,011
0	0	94,545	0	79,398	0	119,988	68,904
214,315	94,090	44,431	44,431	426,017	54,886	141,134	41,818
0	0	0	0	0	0	78,408	0
2,473,693	2,777,435	3,085,523	3,424,163	4,237,685	4,745,466	5,556,425	6,150,157

Week 10	Week 11	Week 12	Week 13	Week 14	Week 15	Week 16	Week 17
165,557	193,851	161,382	290,026	338,589	462,552	484,833	500,498
86,093	81,792	76,985	194,984	225,801	381,954	396,255	437,940
79,464	112,059	84,397	95,042	112,788	80,598	88,578	62,558
1,516,539	1,710,390	1,871,772	2,161,798	2,500,387	2,962,939	3,447,772	3,948,270

Week 10	Week 11	Week 12	Week 13	Week 14	Week 15	Week 16	Week 17
18,902	19,996	40,757	41,427	34,217	31,389	34,267	29,605
12,542	6,580	27,682	28,925	21,675	24,809	6,585	680
6,360	13,416	13,075	12,502	12,542	6,580	27,682	28,925
94,005	114,001	154,758	196,185	230,402	261,791	296,058	325,663

Week 10	Week 11	Week 12	Week 13	Week 14	Week 15	Week 16	Week 17
100,642	0	96,137	120,526	269,558	312,020	106,958	89,075
100,642	0	96,106	120,175	267,211	308,629	105,880	88,685
0	0	31	351	2,347	3,391	1,078	390
358,949	358,949	455,086	575,612	845,170	1,157,190	1,264,148	1,353,223

Week 10	Week 11	Week 12	Week 13	Week 14	Week 15	Week 16	Week 17
---------	---------	---------	---------	---------	---------	---------	---------

0	0	0	0	0	0	8,883	39,539
0	0	0	0	0	0	8,883	39,539
0	0	0	0	0	0	8,883	48,422

Prognose in prikken per week: 658,791

Week 10	Week 11	Week 12	Week 13	Week 14	Week 15	Week 16	Week 17
17	33	5	18	16	92	82	74
9	32	5	18	16	89	69	70
8	1	0	0	0	3	13	4
71	104	109	127	143	235	317	391

Prognose 806053 635023 658791

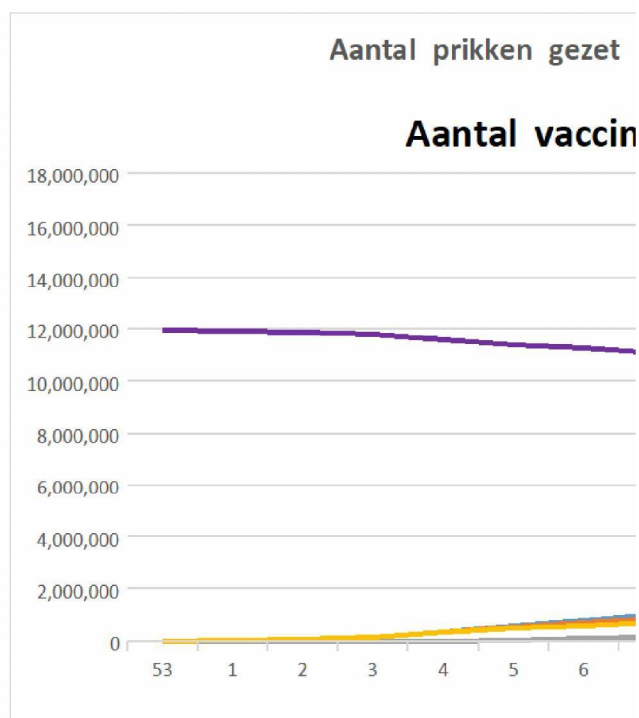
10	11	12	13	14	15	16	17
1,969,564	2,183,444	2,481,725	2,933,722	3,576,102	4,382,155	5,017,178	5,675,969
1,524,617	1,613,021	1,813,799	2,157,901	2,672,604	3,388,085	3,896,874	4,424,249
444,932	570,407	667,910	775,805	903,482	994,051	1,111,389	1,203,262
0	0	0	0	0	0	8,883	48,422
1,524,617	1,613,021	1,813,799	2,157,901	2,672,604	3,388,085	3,905,757	4,472,671
444,947	570,423	667,926	775,821	903,498	994,070	1,120,304	1,251,720
1,079,670	1,042,598	1,145,873	1,382,080	1,769,106	2,394,015	2,785,453	3,220,951
10,438,818	10,350,414	10,149,636	9,805,534	9,290,831	8,575,350	8,057,678	7,490,764
9,735,086	9,646,682	9,445,904	9,101,802	8,587,099	7,871,618	7,353,946	6,787,032
9031354.75	8942950.75	8742172.75	8398070.75	7883367.75	7167886.75	6650214.75	6083300.75

1-Apr 2,740,009  
729,580  
1,280,848  
9,953,006

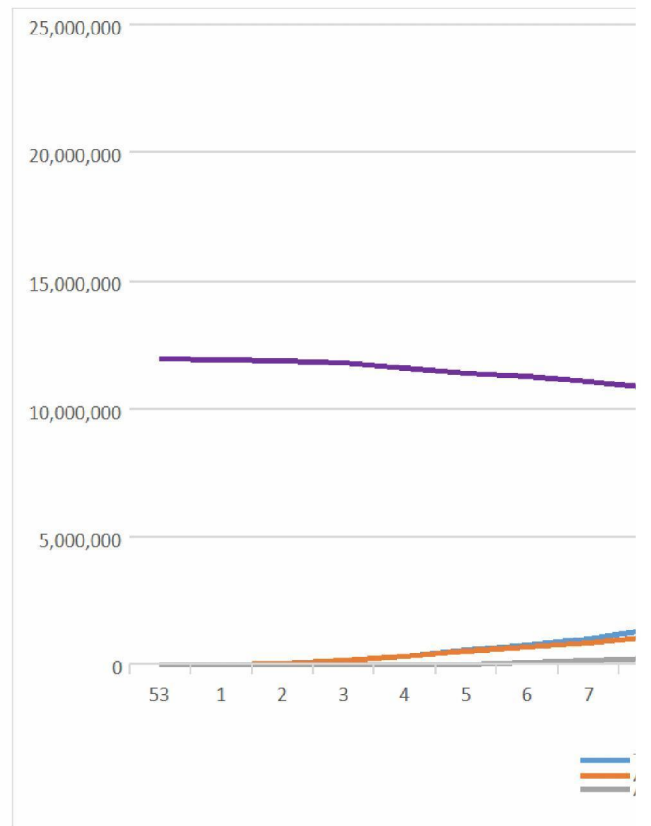
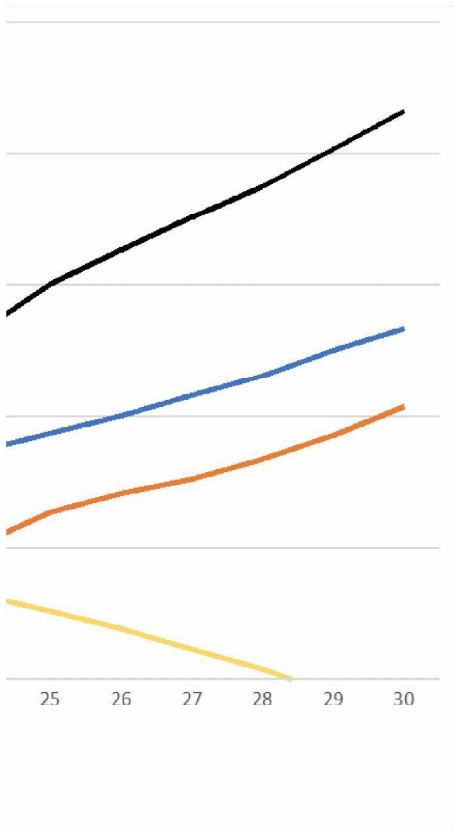
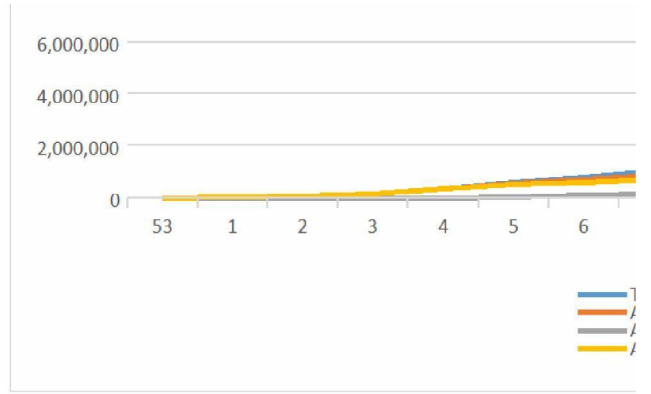
1-May 5,581,856  
1,232,946  
3,158,737  
7,571,751

d met 11 doses per flacon

rraad)



ebben)



Week 18	Week 19	Week 20	Week 21	Week 22	Week 23	Week 24	Week 25
651,690	651,690	651,690	651,690	1,019,070	1,019,070	1,019,070	1,020,240
115,200	115,200	115,200	115,200	115,200	115,200	122,400	129,600
0	129,360	105,600	559,680	0	160,145	160,145	
0	72,000	96,000	223,200	161,179	73,500	68,000	51,000
34,749	15,058	0	0	0	19,800	0	57,855
34,650	0	0	0	0	29,700	0	0
0	0	2,475	0	0	22,275	0	0

Week 18	Week 19	Week 20	Week 21	Week 22	Week 23	Week 24	Week 25
630,115	645,173	645,173	645,173	989,079	1,008,879	951,025	952,183
114,048	114,048	114,048	114,048	84,348	114,048	121,176	128,304
0	128,066	104,544	554,083	0	158,544	596,627	596,627
0	68,805	95,040	220,968	137,292	72,765	67,320	50,490

Week 18	Week 19	Week 20	Week 21	Week 22	Week 23	Week 24	Week 25
639,382	630,115	645,173	645,173	645,173	989,079	1,008,879	951,025
43,758	114,048	114,048	114,048	114,048	84,348	114,048	121,176
632,491	0	128,066	104,544	554,083	0	158,544	596,627
65,340	0	68,805	95,040	220,968	137,292	72,765	67,320
7,531,128	8,275,291	9,231,384	10,190,189	11,724,461	12,935,181	14,289,416	16,025,564

Week 18	Week 19	Week 20	Week 21	Week 22	Week 23	Week 24	Week 25
570,434	675,951	751,376	715,562	695,437	847,640	1,008,879	979,952
401,200	468,908	388,537	333,608	299,182	409,700	607,679	511,044
169,234	207,043	362,839	381,954	396,255	437,940	401,200	468,908
4,518,704	5,194,655	5,946,031	6,661,593	7,357,030	8,204,670	9,213,549	10,193,500

Week 18	Week 19	Week 20	Week 21	Week 22	Week 23	Week 24	Week 25
48,853	76,563	80,370	103,040	103,953	121,295	150,126	139,724
27,178	51,754	73,785	102,360	76,775	69,541	76,341	37,364
21,675	24,809	6,585	680	27,178	51,754	73,785	102,360
374,516	451,079	531,449	634,489	738,441	859,736	1,009,862	1,149,585

Week 18	Week 19	Week 20	Week 21	Week 22	Week 23	Week 24	Week 25
145,732	189,938	148,514	138,506	143,217	173,335	116,219	563,096
66,489	108,373	137	62,936	42,575	0	0	0
79,243	81,565	148,377	75,570	100,642	173,335	116,219	563,096
1,498,955	1,688,893	1,837,407	1,975,913	2,119,130	2,292,465	2,408,684	2,971,780

Week 18	Week 19	Week 20	Week 21	Week 22	Week 23	Week 24	Week 25
---------	---------	---------	---------	---------	---------	---------	---------

47,044	28,907	17,696	54,227	122,428	176,044	143,401	87,536
47,044	28,907	17,696	54,227	122,428	176,044	143,401	87,536
95,466	124,373	142,069	196,296	318,725	494,769	638,170	725,705
812,063	971,359	997,956	1,011,335	1,065,035	1,318,313	1,418,625	1,770,307

Week 18	Week 19	Week 20	Week 21	Week 22	Week 23	Week 24	Week 25
67	72	78	10	0	0	0	0
67	70	78	10	0	0	0	0
0	2	0	0	0	0	0	0
458	530	608	618	618	618	618	618
812130	971431	998034	1011345	1065035	1318313	1418625	1770307

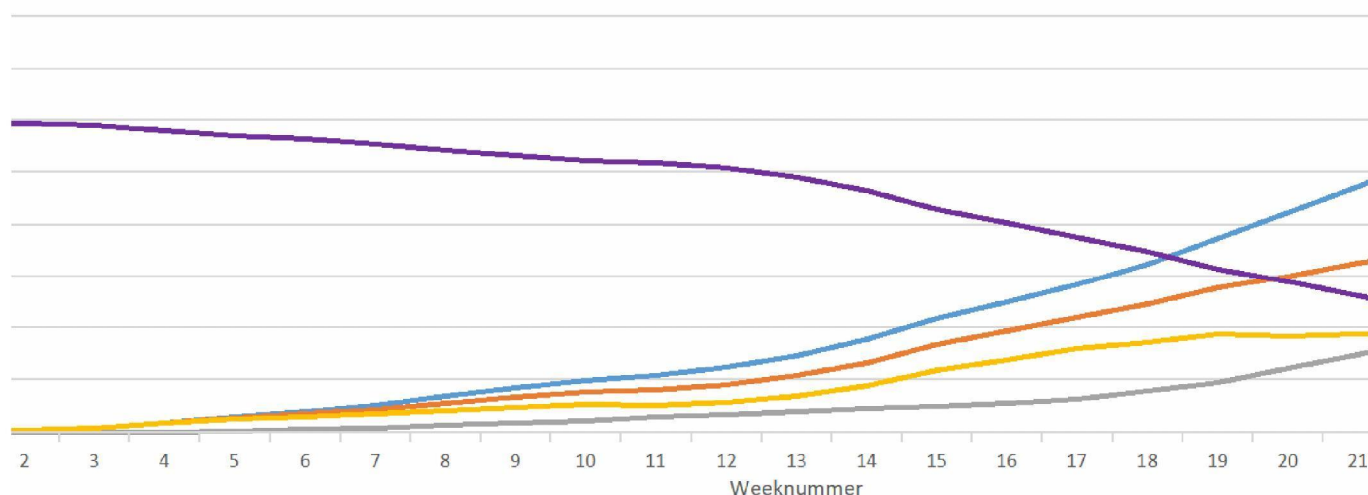
18	19	20	21	22	23	24	25
6,488,099	7,459,530	8,457,564	9,468,909	10,533,944	11,852,257	13,270,882	15,041,189
4,919,183	5,548,288	6,010,825	6,509,739	6,928,270	7,407,511	8,091,530	8,639,938
1,473,414	1,786,831	2,304,632	2,762,836	3,286,911	3,949,940	4,541,144	5,675,508
95,466	124,373	142,069	196,296	318,725	494,769	638,170	725,705
5,014,649	5,672,661	6,152,894	6,706,035	7,246,995	7,902,279	8,729,700	9,365,644
1,568,916	1,911,242	2,446,739	2,959,170	3,605,674	4,444,746	5,179,352	6,401,251
3,445,733	3,761,419	3,706,155	3,746,865	3,641,321	3,457,533	3,550,349	2,964,393
6,948,786	6,290,774	5,810,541	5,257,400	4,716,440	4,061,156	3,233,735	2,597,791
6,245,054	5,587,042	5,106,809	4,553,668	4,012,708	3,357,424	2,530,003	1,894,060
5541322.75	4883310.75	4403077.75	3849937	3308977	2653692.75	1826271.75	90328.2225

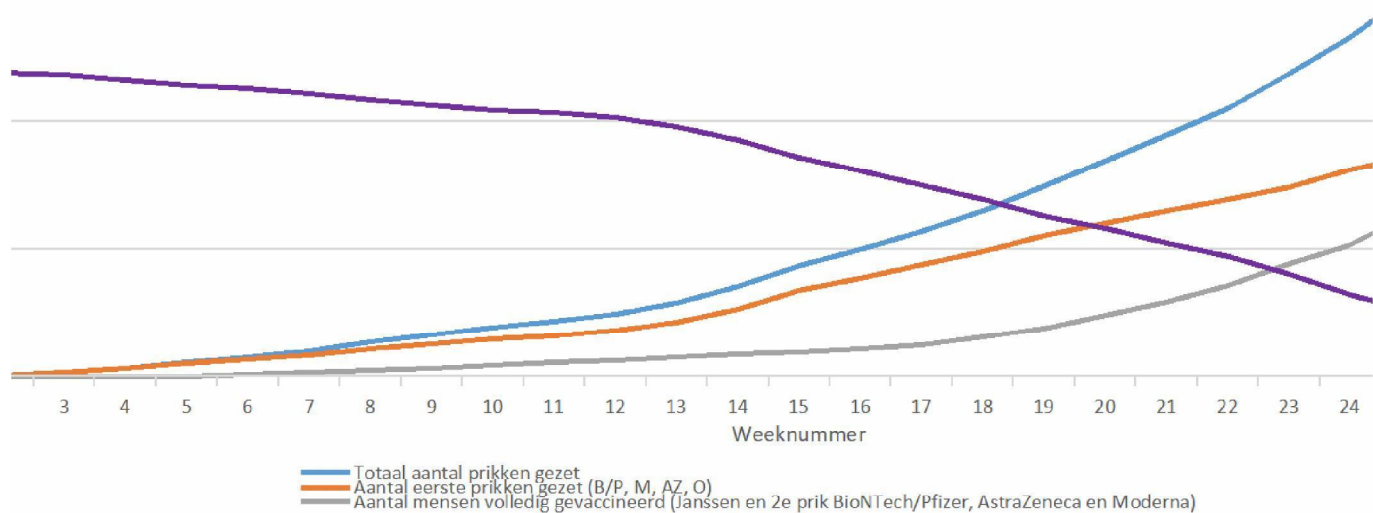
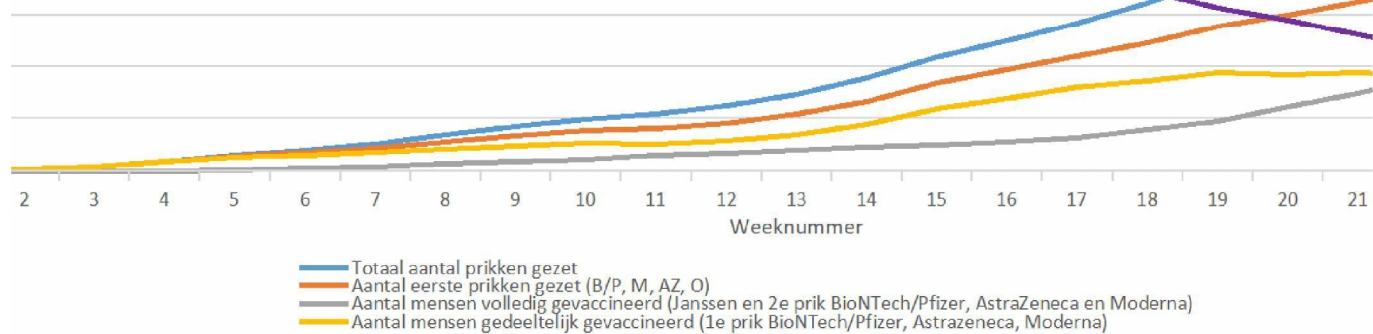
1-Jun 9,773,204  
3,143,885  
3,716,709  
5,102,840

3698168

Aantal prikken gezet en mensen gevaccineerd, gerealiseerd t/m week 14 en verwacht t/m Q2

Aantal vaccinatiebereide 18-plussers die nog geen prik hebben gehad





Week 26	Week 27	Week 28	Week 29	Week 30
1,020,240				
129,600				
144,000				
57,855	57,855	0	0	0
0	0	0	0	0
0	0	0	0	0

Week 26	Week 27	Week 28	Week 29	Week 30	Totalen t/m Q2
952,183	639,692	639,692	639,692	639,692	12,730,100
128,304	380,769	380,769	380,769	380,769	1,575,882
596,627	519,369	519,369	519,369	519,369	5,426,933
142,560	456,923	456,923	456,923	456,923	998,988

Week 26	Week 27	Week 28	Week 29	Week 30	Totalen t/m Q2
952,183	952,183	639,692	639,692	639,692	11,138,225
128,304	128,304	380,769	380,769	380,769	1,447,578
596,627	596,627	519,369	519,369	519,369	4,310,937
50,490	142,560	456,923	456,923	456,923	856,428
17,753,168	19,572,841	21,569,595	23,566,349	25,563,103	

Week 26	Week 27	Week 28	Week 29	Week 30	Totalen t/m Q2
951,604	952,183	639,692	639,692	639,692	11,145,104
563,067	618,575	340,510	229,993	32,013	6,871,477
388,537	333,608	299,182	409,700	607,679	4,273,627
11,145,104	12,097,287	12,736,980	13,376,672	14,016,364	

Week 26	Week 27	Week 28	Week 29	Week 30	Totalen t/m Q2
123,767	126,522	191,420	317,653	380,769	1,273,352
46,993	56,981	115,080	280,289	333,776	751,795
76,775	69,541	76,341	37,364	46,993	521,557
1,273,352	1,399,874	1,591,295	1,908,947	2,289,717	

Week 26	Week 27	Week 28	Week 29	Week 30	Totalen t/m Q2
174,999	62,936	42,575	0	0	3,146,779
0	0	0	0	0	1,626,145
174,999	62,936	42,575	0	0	1,520,634
3,146,779	3,209,715	3,252,291	3,252,291	3,252,291	

Week 26	Week 27	Week 28	Week 29	Week 30
---------	---------	---------	---------	---------

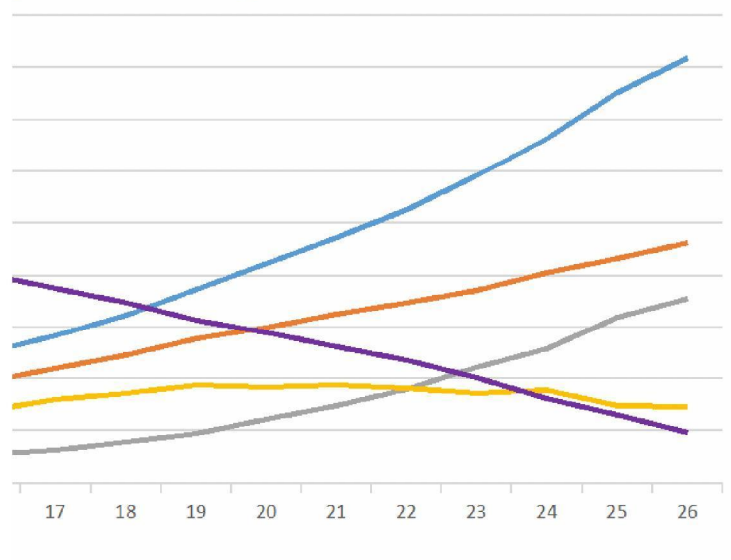
64,474	96,525	299,742	456,923	456,923	790,179
64,474	96,525	299,742	456,923	456,923	790,179
790,179	886,704	1,186,446	1,643,369	2,100,292	
1,314,844					
	3,296,031	2,733,421	2,015,581	1,111,595	
Week 26	Week 27	Week 28	Week 29	Week 30	
0	0	0	0	0	
0	0	0	0	0	
0	0	0	0	0	
618	618	618	618	618	
1314844					

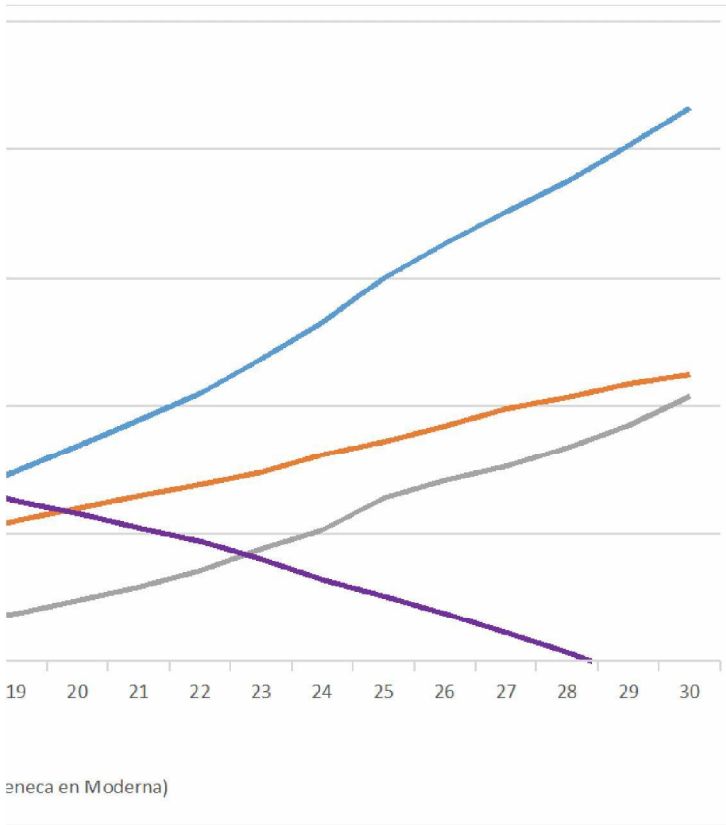
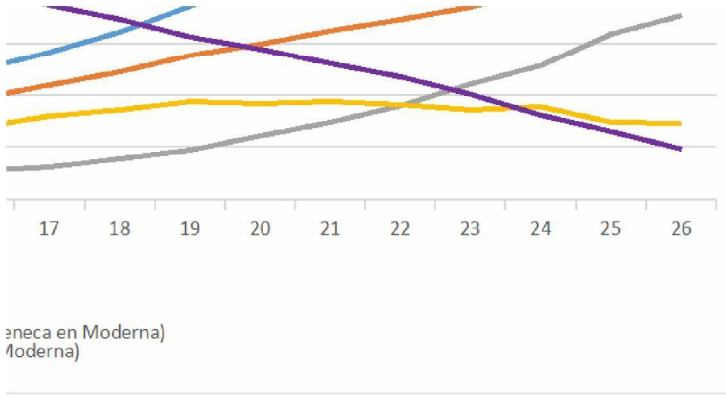
	26	27	28	29	30
	16,356,033	17,594,199	18,767,628	20,181,896	21,659,281
	9,249,998	9,925,554	10,381,144	10,891,426	11,257,215
	6,315,818	6,781,903	7,200,001	7,647,064	8,301,736
	790,179	886,704	1,186,446	1,643,369	2,100,292
	10,040,177	10,812,258	11,567,589	12,534,794	13,357,507
	7,106,035	7,668,645	8,386,484	9,290,471	10,402,066
	2,934,142	3,143,613	3,181,105	3,244,323	2,955,441
	1,923,258	1,151,177	395,845	-571,360	
	1,219,526	447,445	-307,886	-1,275,091	
	15,794,922	15,628,277	15,161,681	13,788,224	12,489,040

15,792,528	1-Aug 21,659,281
6,803,985	10,402,066
2,947,106	2,955,441
2,212,344	0

Aantal volledig gevaccineerden einde Q2 (einde week 26) 7,105,997  
 Aantal mensen met 1 van 2 prikken 2,933,600  
 Totaal aantal prikken gezet 16,355,415

k 14 en verwacht t/m einde  
 prik hebben gehad





20,731,903 geleverd

17,753,168 beschikbaar in Q2

	B/P	M
totaal aantal prikken gezet	11,145,104	1,273,352
Mensen volledig gevaccineerd	4,273,627	521,557
Alleen 1e prik gezet	2,597,850	230,238





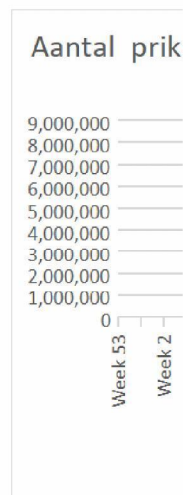
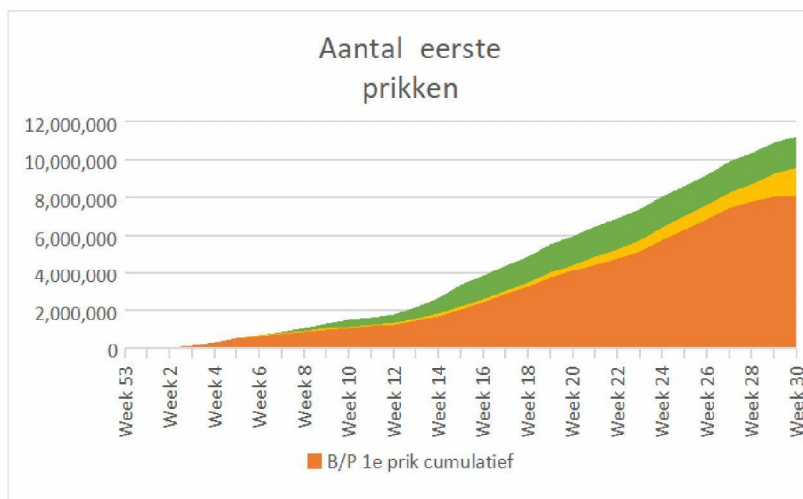
AZ	J	
3,146,779	790,179	16,355,415
1,520,634	790,179	
105,511	N.v.t.	





	Week 53	Week 1	Week 2	Week 3	Week 4	Week 5	Week 6
B/P 1e prikken	0	33,756	43,301	87,109	177,140	191,382	140,966
B/P 1e prik cumulatief	0	33,756	77,057	164,166	341,306	532,688	673,654
M 1e prikken	0	0	0	2,572	6,312	5,991	6,360
M 1e prik cumulatief	0	0	0	2,572	8,884	14,875	21,235
AZ 1e prikken	0	0	0	0	0	0	553
AZ 1e prik cumulatief	0	0	0	0	0	0	553
Aantal eerste vaccinaties	0	33,756	77,057	166,738	350,190	547,563	695,442

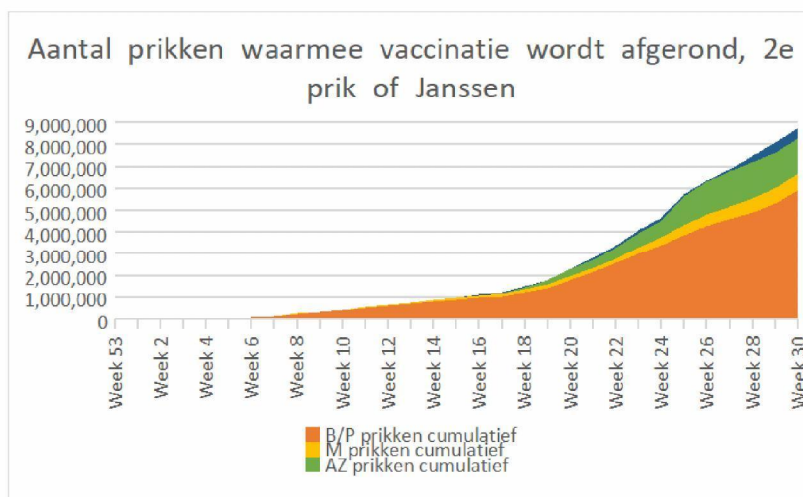
	Week 53	Week 1	Week 2	Week 3	Week 4	Week 5	Week 6
B/P 2e prikken	0	0	0	0	2,405	23,836	70,419
B/P prikken cumulatief		0	0	0	2,405	26,241	96,660
M 2e prikken	0	0	0	0	0	0	0
M prikken cumulatief		0	0	0	0	0	0
AZ 2e prikken	0	0	0	0	0	0	0
AZ prikken cumulatief		0	0	0	0	0	0
Janssen totaal prikken	0	0	0	0	0	0	0
Aantal tweede vaccinaties	0	0	0	0	2,405	26,241	96,660
Aantal vaccinatiebereide	11,963,435	1,929,679	1,886,376	1,796,694	1,613,242	1,415,863	1,267,980





Week 7	Week 8	Week 9	Week 10	Week 11	Week 12	Week 13	Week 14	Week 15	Week 16
102,519	106,835	123,741	86,093	81,792	76,985	194,984	225,801	381,954	396,255
776,173	883,008	1,006,749	1,092,842	1,174,634	1,251,619	1,446,603	1,672,404	2,054,358	2,450,613
13,416	13,075	12,502	12,542	6,580	27,682	28,925	21,675	24,809	6,585
34,651	47,726	60,228	72,770	79,350	107,032	135,957	157,632	182,441	189,026
68,962	113,222	75,570	100,642	0	96,106	120,175	267,211	308,629	105,880
69,515	182,737	258,307	358,949	358,949	455,055	575,230	842,441	1,151,070	1,256,950
880,339	1,113,471	1,325,284	1,524,561	1,612,933	1,813,706	2,157,790	2,672,477	3,387,869	3,896,589

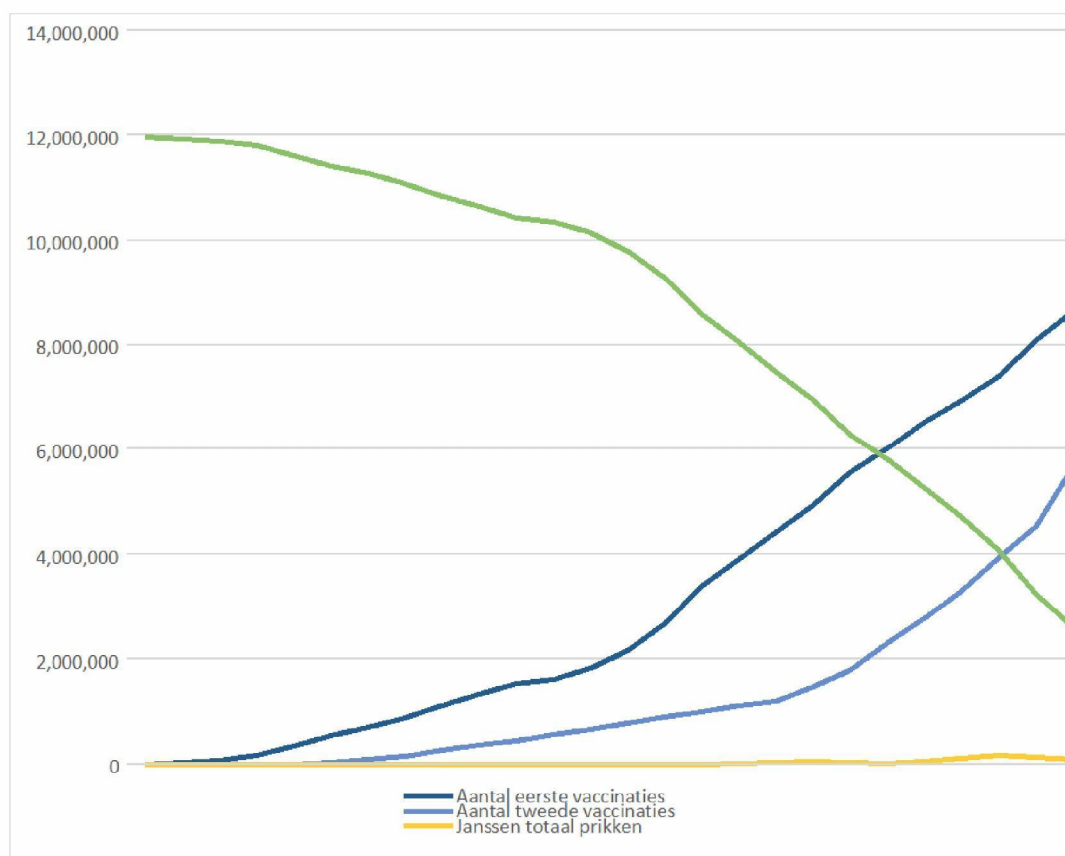
Week 7	Week 8	Week 9	Week 10	Week 11	Week 12	Week 13	Week 14	Week 15	Week 16
63,332	106,265	77,976	79,464	112,059	84,397	95,042	112,788	80,598	88,578
159,992	266,257	344,233	423,697	535,756	620,153	715,195	827,983	908,581	997,159
2,572	6,312	5,991	6,360	13,416	13,075	12,502	12,542	6,580	27,682
2,572	8,884	14,875	21,235	34,651	47,726	60,228	72,770	79,350	107,032
0	0	0	0	0	31	351	2,347	3,391	1,078
0	0	0	0	0	31	382	2,729	6,120	7,198
0	0	0	0	0	0	0	0	0	8,883
162,564	275,141	359,108	444,932	570,407	667,910	775,805	903,482	994,051	1,111,389
1,083,071	1,084,929	1,063,104	1,043,818	1,035,041	1,014,963	9,805,534	9,290,831	8,575,350	8,057,678





Week 17	Week 18	Week 19	Week 20	Week 21	Week 22	Week 23	Week 24	Week 25	Week 26
437,940	401,200	468,908	388,537	333,608	299,182	409,700	607,679	511,044	563,067
2,888,553	3,289,753	3,758,661	4,147,198	4,480,806	4,779,988	5,189,688	5,797,367	6,308,410	6,871,477
680	27,178	51,754	73,785	102,360	76,775	69,541	76,341	37,364	46,993
189,706	216,884	268,638	342,423	444,783	521,557	591,098	667,439	704,803	751,795
88,685	66,489	108,373	137	62,936	42,575	0	0	0	0
1,345,635	1,412,124	1,520,497	1,520,634	1,583,570	1,626,145	1,626,145	1,626,145	1,626,145	1,626,145
4,423,894	4,918,761	5,547,796	6,010,255	6,509,159	6,927,690	7,406,931	8,090,950	8,639,358	9,249,418

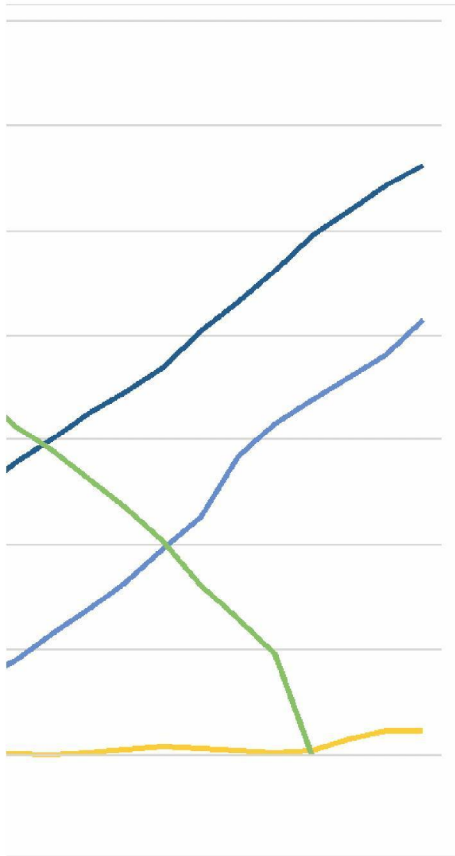
Week 17	Week 18	Week 19	Week 20	Week 21	Week 22	Week 23	Week 24	Week 25	Week 26
62,558	169,234	207,043	362,839	381,954	396,255	437,940	401,200	468,908	388,537
1,059,717	1,228,951	1,435,994	1,798,833	2,180,787	2,577,042	3,014,982	3,416,182	3,885,090	4,273,627
28,925	21,675	24,809	6,585	680	27,178	51,754	73,785	102,360	76,775
135,957	157,632	182,441	189,026	189,706	216,884	268,638	342,423	444,783	521,557
390	79,243	81,565	148,377	75,570	100,642	173,335	116,219	563,096	174,999
7,588	86,831	168,396	316,773	392,343	492,985	666,320	782,539	1,345,635	1,520,634
39,539	47,044	28,907	17,696	54,227	122,428	176,044	143,401	87,536	64,474
1,203,262	1,473,414	1,786,831	2,304,632	2,762,836	3,286,911	3,949,940	4,541,144	5,675,508	6,315,818
7,490,764	6,948,786	6,290,774	5,810,541	5,257,400	4,716,440	4,061,156	3,233,735	2,597,791	1,923,258





Week 27	Week 28	Week 29	Week 30
618,575	340,510	229,993	32,013
7,490,052	7,830,563	8,060,555	8,092,569
56,981	115,080	280,289	333,776
808,777	923,856	1,204,145	1,537,921
0	0	0	0
1,626,145	1,626,145	1,626,145	1,626,145
9,924,974	10,380,564	10,890,846	11,256,635

Week 27	Week 28	Week 29	Week 30
333,608	299,182	409,700	607,679
4,607,235	4,906,417	5,316,117	5,923,796
69,541	76,341	37,364	46,993
591,098	667,439	704,803	751,795
62,936	42,575	0	0
1,583,570	1,626,145	1,626,145	1,626,145
96,525	299,742	456,923	456,923
6,781,903	7,200,001	7,647,064	8,301,736
0			





	1 januari	1 februari
Aantal prikken gezet (B/P, M, AZ, J)	0	375,908
Aantal mensen volledig gevaccineerd (B/P, M, AZ, J)	0	5,810
Aantal mensen nog geen tweede prik gehad (B/P, M, AZ)	0	372,580
Aantal vaccinatieberede 18+ nog zonder prik	11,963,435	11,585,045

In miljoenen mensen / prikken	1 januari	1 februari
Aantal prikken gezet (B/P, M, AZ, J)	0	0.38
Aantal mensen volledig gevaccineerd (B/P, M, AZ, J)	0	0.01
Aantal mensen nog geen tweede prik gehad (B/P, M, AZ)	0	0.37
Aantal vaccinatieberede 18+ nog zonder prik	11.96	11.59

1 maart	1 april	1 mei	1 juni	1 juli
1,379,655	2,740,009	5,581,856	9,773,204	15,792,528
287,141	729,580	1,232,946	3,143,885	6,803,985
856,626	1,280,848	3,158,737	3,716,709	2,947,106
10,819,668	9,953,006	7,571,751	5,102,840	2,212,344

1 maart	1 april	1 mei	1 juni	1 juli
1.38	2.74	5.58	9.77	15.79
0.29	0.73	1.23	3.14	6.80
0.86	1.28	3.16	3.72	2.95
10.82	9.95	7.57	5.10	2.21

**BES/CAS berekening achter de correcties voor in de prognose tm Q2****Stand van zaken s**

In de uitrijdplanning wordt via de aangeleverde cijfers van RIVM BES/CAS er uit gehaald. In de leveringscijfers niet. O

Uitgangspunten: totale bevolking BES/CAS is

300968

Totaal aantal prikken nodig

601936 (inclusief spillage)

		Week 7
Uitgereden B/P naar BES/CAS (100%, spillage moet nog eraf)	Week 1 tm 6 niet uitgereden	40950
Uitgereden B/P naar BES/CAS incl. 1% spillage	Week 1 tm 6 niet uitgereden	40541
Uitgereden M naar BES/CAS (100%, spillage moet nog eraf)	Week 1 tm 6 niet uitgereden	3100
Uitgereden M naar BES/CAS incl. 1% spillage	Week 1 tm 6 niet uitgereden	3069
Uitgereden J naa BES/CAS (100%, spillage moet nog eraf)		0
Uitgereden J naa BES/CAS incl. 1% spillage		0

**tart week 17**

mdat leveringscijfers deels bepalend zijn voor de prikprognoses, moet daarvoor gecorrigeerd worden. Als volgt:

!). Tot week 20 alleen vaccins met twee prikken naar BES/CAS (B/P en M). Vanaf week 21 ook Janssen.

Week 8	Week 9	Week 10	Week 11	Week 12	Week 13	Week 14	Week 15	Week 16	Week 17
0	0	33930	7020	47970	29250	15210	30420	11700	0
0	0	33591	6950	47490	28958	15058	30116	11583	0
0	0	0	1400	0	500	65000	0	0	0
0	0	0	1386	0	495	64350	0	0	0
0	0	0	0	0	0	0	0	0	0
0	0	0	0	0	0	0	0	0	0

Dat is dus prikken inclusief spillage

Inclusief spillage al geprikt t/m week 20: 370517mensen geprikt o  
 Nog te gaan in echte prikken na wk 18: 231419mensen nog te pr  
 Dat is gem. per week van week 24 t/m 27: 57855mensen te prikke

Aannames: BES/CAS klaar einde week 1 Q3 (week 27), dus ver  
 Alle BES/CAS in B/P behalve de M of J die al geallo

Week 18	Week 19	Week 20	Week 21	Week 22	Week 23	Week 24	Totaal t/m week 18 naar BES/CAS
35100	15210	0	0	0	20000	0	266760 exclusief spillage
34749	15058	0	0	0	19800	0	264092 inclusief spillage
35000	0	0	0	0	30000	0	105000 exclusief spillage
34650	0	0	0	0	29700	0	103950 inclusief spillage
0	0	2500	0	0	22500	0	2500 exclusief spillage
0	0	2475	0	0	22275	0	2475 inclusief spillage

p de BES/CAS

ikken (dat is dus prikken inclusief spillage)

n (dat is dus prikken per week inclusief spillage)

delen over 7 weken vanaf week 21;

ceerd of uitgereden is