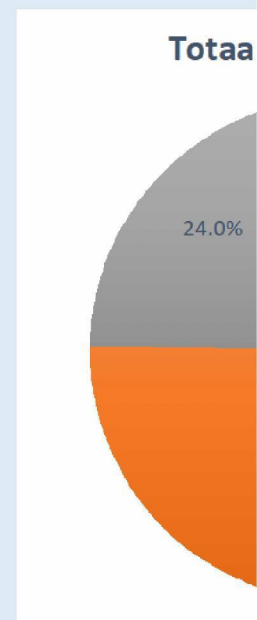


Dashboard QALY verlies		
Specialismen	Wegval behandelingen in 2020 van geselecteerde aandoeningen	Totaal QALY-verlies bij geselecteerde aandoeningen
Gynaecologie	4,249	268
Cardiologie	5,965	753
Heelkunde	11,091	3,987
Interne geneeskunde	63	46
KNO	13,849	881
Longziekten	7,350	485
Neurologie	885	18
Oogheelkunde	62,870	29,194
Orthopedie	8,054	11,384
Urologie	7,851	160
MDL	3,308	52
Anaesthesiologie	3,682	121

Totaal	47,349	QALYs
Kosteneffectiviteit	0.07	

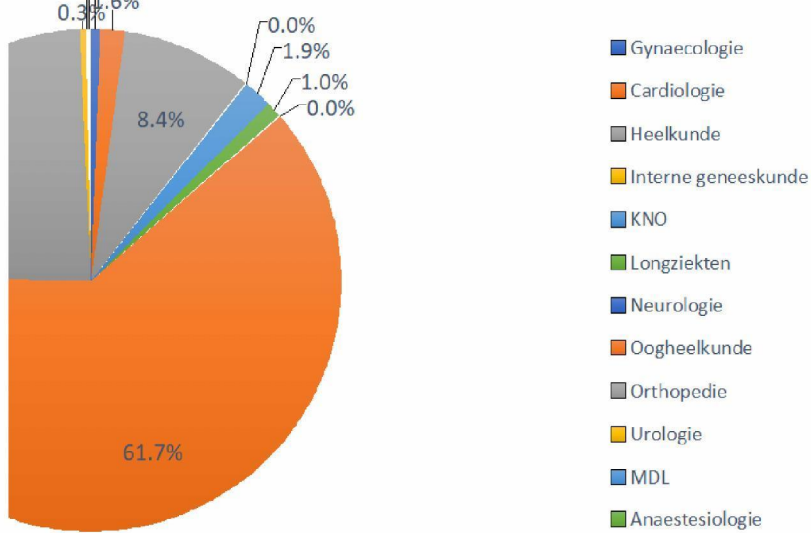


Model Parameters				
Specialismen	Effecten uit de literatuur	Mate van prioritering	Inhaalzorg	Tweede golf
Gynaecologie	conservatief	gemiddeld	geen	geen
Cardiologie	conservatief	gemiddeld	geen	geen
Heelkunde	conservatief	gemiddeld	geen	geen
Interne geneeskunde	conservatief	gemiddeld	geen	geen
KNO	conservatief	gemiddeld	geen	geen
Longziekten	conservatief	gemiddeld	geen	geen
Neurologie	conservatief	gemiddeld	geen	geen
Oogheelkunde	conservatief	gemiddeld	geen	geen
Orthopedie	conservatief	gemiddeld	geen	geen
Urologie	conservatief	gemiddeld	geen	geen
MDL	conservatief	gemiddeld	geen	geen
Anaesthesiologie	conservatief	gemiddeld	geen	geen

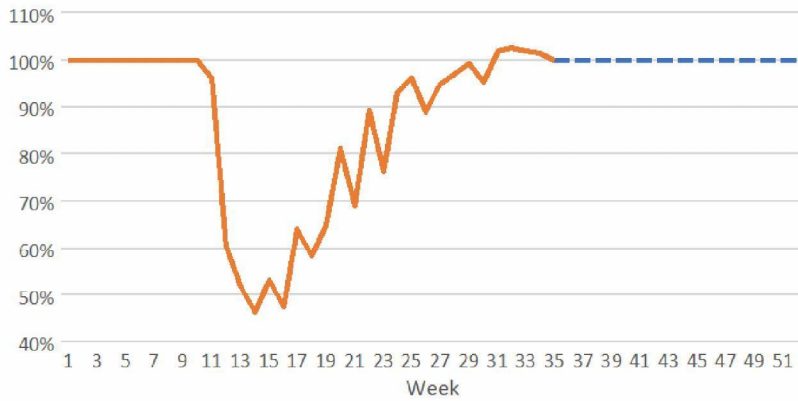
conservatief
optimistisch

geen
gemiddeld
hoog
volledig

I QALY-verlies bij geselecteerde aandoeningen



percentage wegval behandelingen
2020



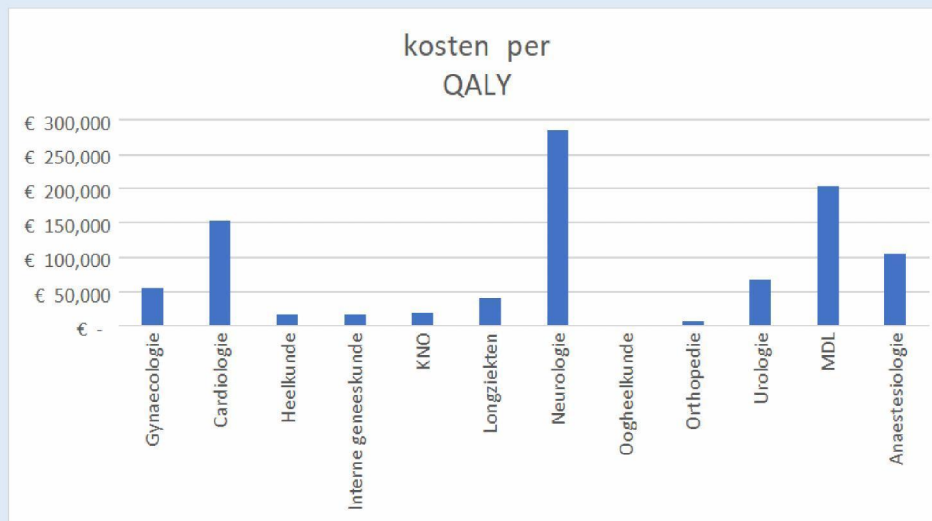
Totaal uitgaven aan geselecteerde aandoeningen in OpenDIS (2018, mln)	4,886
Totaal MSz-uitgaven in OpenDis (2018, mln)	17,149

Model specificaties	
Totaal QALYs geproduceerd per jaar (2020) binnen de geselecteerde aandoeningen	651,425
Geselecteerde aandoeningen als percentage van totaal MSZ	28%
Wegvalpercentage in 2020	9.0%

Gebruikershandleiding

1. Het Dashboard QALY-verlies (oranje) geeft per specialisme de wegval van het aantal geselecteerde behandelingen weer, en de bijbehorende QALY-schade. De informatie is visueel weergegeven in de barchart ernaast.
2. Model Parameters (grijs): De modelparameters kunnen naar believen worden aangepast via een dropdown menu (zie tabblad toelichting).
3. Figuur percentage wegval behandelingen: dit geeft het gewogen gemiddelde productiepijl weer van de geselecteerde aandoeningen per week gedurende 2020
4. Modelspecificaties (groen): dit geeft extra informatie over de data in het model

Aantallen per specialismen van geselecteerde aandoeningen		
	Totaal behandelingen (2020)	Totaal QALYs (2020)
Gynaecologie	42,564	10,281
Cardiologie	82,853	29,922
Heelkunde	86,566	65,539
Interne geneeskunde	14,103	8,204
KNO	215,185	33,290
Longziekten	123,095	33,771
Neurologie	20,980	1,649
Oogheelkunde	377,833	286,775
Orthopedie	80,666	128,573
Urologie	130,289	10,397
MDL	55,908	2,708
Anaesthesiologie	42,173	5,861



afname tweede golf, matig	afname tweede golf, hoog	Totaal uitgaven (2018, mln)	Percentage	wegval	ke	inhaalzorg
5%	60%	151	3%	10%	€ 56,191	1
5%	60%	1,607	33%	7%	€ 153,781	1
5%	60%	542	11%	13%	€ 17,420	1
5%	60%	175	4%	0%	€ 17,166	1
5%	60%	272	6%	6%	€ 19,893	1
5%	60%	329	7%	6%	€ 40,452	1
5%	60%	125	3%	4%	€ 284,685	1
5%	60%	450	9%	17%	€ 2,563	1
5%	60%	732	15%	12%	€ 7,758	1
5%	60%	180	4%	6%	€ 67,834	1
5%	60%	177	4%	6%	€ 202,338	1
5%	60%	146	3%	9%	€ 105,362	1

Overzicht (bron: OpenDISdata; NZa)	behandelingen (2020)	totale uitgaven (2018)	Totaal QALYs (literatuur)
gynaecologie			
Cyclusstoornis (benigne- of geen afwijking	30,991	€ 87,210,910	4,904
Incontinentie / prolaps	11,573	€ 63,708,380	5,377
Gespecialiseerde technieken	46,210	€ 62,431,945	
Cervixafwijking incl. afwijkende cervixcyt	89,464	€ 44,047,925	
Benigne adnexafwijking	23,514	€ 30,628,700	
Oriënterend fertiliteitsonderzoek / basale	44,255	€ 28,070,105	
Uterus myomatosus	19,623	€ 22,696,510	
Cardiologie			
Angina pectoris, stabiel	24,297	€ 155,889,410	5,254
Atrium fibrilleren / flutter	7,036	€ 205,989,195	1,805
Chronisch hartfalen	3,981	€ 151,268,305	3,223
Impuls- en geleidingsstoornissen	10,404	€ 139,195,250	7,147
Overige hartklachten	37,134	€ 955,006,550	12,493

heelkunde			
P.A.O.D. (Perifeer arterieel occlusief vaatli	13,778	€ 209,111,165	14,123
Cholecystitis / cholelithiasis	25,611	€ 104,388,735	2,407
Appendicitis	15,861	€ 71,005,560	980
Aneurysma aorta iliacaal/abdominalis/thc	5,396	€ 92,343,910	25,193
Hernia femoralis / inguinalis	25,920	€ 65,240,420	22,836
Morbide obesitas	8,256	€ 76,645,915	18,231
interne geneeskunde			
Chronische hemodialyse in instelling	11,698	€ 309,367,185	8,607
Bacteriaemie/sepsis	13,695	€ 59,463,800	2,820
Niertransplantatietraject ontvanger	886	€ 58,268,985	1,037
Pneumonie nno	13,500	€ 45,639,355	3,637
Diabetes mellitus	12,090	€ 82,787,050	7,167
Automatische peritoneale dialyse (APD)	1,040	€ 36,350,020	801
HIV infectie met behandelindicatie	1,127	€ 33,925,945	-
KNO			
OMA, OME, tubadysfunctie, chronische Oi	56,759	€ 99,267,905	4,816
Perceptieve slechthorendheid	118,134	€ 69,719,875	4,475
Ziekten van adenoïd en tonsillen	30,616	€ 42,563,145	4,164
Sinusitis	9,676	€ 41,534,560	19,835
Septumafwijkingen	7,166	€ 19,345,415	358
			-
Longziekten			
COPD	40,963	€ 130,337,075	5,366
Pneumonie	51,958	€ 129,532,975	-
Astma	41,349	€ 59,655,975	9,644
Slaapaandoeningen (inc. neurologie en KN	40,784	€ 138,822,675	18,760
Interstitiële aandoeningen	21,800	€ 26,322,215	-
Dyspnoe	32,545	€ 24,368,345	-

Neurologie			
Epilepsie gegeneraliseerd en partieel	8,825	€ 58,515,325	729
Multiple sclerose	1,934	€ 26,045,185	37
Morbus Parkinson	1,201	€ 22,295,170	812
Nervus medianus (inclusief CTS)	9,021	€ 17,740,730	72
oogheelkunde			
Cataract	127,767	€ 201,110,105	217,077
Glaucoom	176,812	€ 51,278,490	8,729
Maculadegenratie, vaatafsluiting en Subre	46,330	€ 142,280,935	23,140
Diabetische retinopathie	11,136	€ 31,777,075	4,127
Retinadefect / retinaloslating	11,384	€ 23,289,085	33,701
orthopedie			
Arthrosis knie+Loslating/infectie/malposit	26,580	€ 328,625,525	48,110
Arthrosis bekken/heup/bovenbeen+Losla	27,251	€ 287,323,985	64,041
Meniscuslaesie	16,336	€ 53,265,400	1,960
Loslating/infectie/malpositie prothese bekken/heup/bovenbeen			-
Loslating/infectie/malpositie prothese knie			-
Arthrosis schoudergordel/bovenarm	4,220	€ 32,981,200	6,715
Tendinitis supraspinatus/biceps, cq. impingement			
Voorste kruisbandlesie	6,278	€ 30,009,670	7,748
urologie			
BPH/BH obstructie	113,667	€ 80,752,430	1,914
Niersteen/Uretersteen	9,036	€ 76,042,975	4,943
Blaasinfectie	-	€ 25,474,360	
Incontinentie/prolaps	7,587	€ 23,432,560	3,540
MDL			

Prikkelbaar darmsyndroom ± diverticulo:	42,489	€ 74,926,130	2,006
Morbus Crohn	10,980	€ 48,762,565	554
Cholelithiasis	890	€ 28,802,565	84
Acute pancreatitis	613	€ 24,254,510	64
anaesthesiologie			
Neurogene lage rugklacht / radiculair sync	55,509	€ 94,598,255	4,059
Complex regionaal pijn syndroom	1,412	€ 6,683,740	240
Perifere zenuwpijn (inclusief PHN)	4,582	€ 22,611,270	651
overige neurogene klachten heup-rug	7,408	€ 21,620,205	910
Arthralgie / arthritis	13,141	€ 9,588,680	
Totaal QALYs geproduceerd per jaar (2018) t	633,113		
Totaal QALYs geproduceerd per jaar (2020) t	651,425	2.9%	
Totaal QALYs geproduceerd per jaar (2020), in hetzelfde jaar geconsumeerd	79,148	12%	
Totaal uitgaven aan geselecteerde aandoeni	4,886		
Totaal MSz-uitgaven in OpenDis (2018, mln)	17,149		
Geselecteerde aandoeningen als percentage aantal behandelingen	1,261,067	1,287,637	
aantal uitgevallen behandelingen	116,130		
QALY-verlies per uitgevallen behandeling	0.408		
Kosteneffectiviteit van geselecteerde behan	0		
Kosteneffectiviteit van weggevallen zorg	0		

QALYs op jaarbasis (literatuur)	Type behandeling	Aantal behandelingen 2018	Aantal behandelingen 2020	totaal QALYs in 2020
981	hysterectomy	3146	3182.22864	594.12209
	ablation	15421	15598.58480	1664.36900
	LNG-IUS	12071	12210.00695	2645.90851
538	operatie prolaps	11441	11572.75201	5376.93204
			0	0
				0
				0
				0
				0
				0
				0
				0
				0
892	Percutane coronaire interventie (PCI)	16382	16313.62428	1863.01589
	CABG	7956	7922.79299	3337.08041
	ablatie	12	11.94991	1.72079
	ICD	33	32.86226	32.53364
	Hartklepimplantatie, transcatheter/ 1	16	15.93322	19.75719
374	Ablatie	5423	5400.36531	777.65260
	Pacemaker	1208	1202.95801	842.07061
	ICD	149	148.37810	146.89432
	Percutane coronaire interventie (PCI)	280	278.83133	31.84254
816	Hartklepimplantatie, transcatheter/ 1	5	4.97913	6.17412
	ICD	2278	2268.49201	2245.80709
	Pacemaker/ Cardiac resynchronisatio	741	737.90719	516.53503
	Ablatie	61	60.74540	8.74734
	PCI	661	658.24110	75.17113
	Steunhart/left ventricular assist devic	230	229.04002	343.56003
	Hartklepimplantatie, transcatheter/ 1	27	26.88731	33.34026
	Pacemaker	9843	9801.91697	6861.34188
1,465	Ablatie	232	231.03167	33.26856
	ICD	234	233.02332	230.69309
	Percutane coronaire interventie klass	134	133.44071	15.23893
	Transkatheter hartklepimplantatie	5	4.97913	6.17412
	Ablatie	4498	4479.22610	645.00856
6,669	ICD	3506	3491.36654	3456.45288
	Pacemaker	1310	1304.53228	913.17260
	PCI	24143	24042.23117	2745.62280
	TAVI	3833	3817.00170	4733.08211
				0
				0

				0
				0
				0
3,307	revascularisatie/bypass	12990	13778.49600	14122.95840
				0
172	operatie aan de galblaas	24145	25610.60707	2407.39706
253	appendectomy	14021	14872.07794	446.16234
	primaire anastomose met ontlastend	932	988.57262	533.82921
2,682	operatie aorta/perifere vaten (EVAR/	5087	5395.78207	25192.90650
2,592	open operatie	10580	11222.20844	9269.54417
	endoscopische operatie	13857	14698.12310	13566.36762
843	Maagverkleining	7761	8232.09449	18192.92882
	Maagband	23	24.39611	38.30189
				0
				0
				0
				0
-	Hemodialyse in instelling	11696	11506.14879	8606.59930
-	middel/zware klinische opname	263	258.73094	2820.16730
104	Niertransplantatie	901	886.37483	1037.05856
-	Klinische opname (VAIC)	9480	9326.11923	3637.18650
369	intensieve hypertensie controle	10530	10359.07548	4104.26570
	insulinepomp	1759	1730.44765	3062.89234
-	peritoneale dialyse	1040	1023.11857	801.10184
-	detectie en start HIV-remmers (ART)	1146	1127.39796	0
				0
				0
				0
3,698	Ventilatietubes	55564	55838.37469	3573.65598
	cochleair implantaat	916	920.52320	1242.70632
	Middenooroperatie		0	0
3,618	Hoorapparaat	116852	117429.01446	3522.87043
	Cochleair implantaat	702	705.46647	952.37974
2,082	Tonsillectomie	30466	30616.44092	4163.83597
661	Operatie aan de neusbijholten bij bijf	9628	9675.54300	19834.86316
215	septoplasty	7131	7166.21283	358.31064
				0
-				0
-				0
1,789	nieuwe patiënten	40063	40962.53891	5366.09260
-	acuut		0	0
961	nieuwe patiënten	40275	41179.29897	9594.77666
	biologicals	166	169.72722	49.56035
560	CPAP	39888	40783.60961	18760.46042
-	niet bekend			0
-	niet bekend			0
				0
				0

				0
621	Topiramate/lacosamide	8759	8633.37179	604.33603
	Operatie epilepsie	194	191.21751	124.29138
37	Behandeling met chemo-immunother	1962	1933.85951	36.74333
			0	0
235	klinische behandeling Parkinson	1218	1200.53052	811.55863
72	CTS injectie	9152	9020.73509	72.16588
				0
				0
				0
15,505	staaroperatie	127196	127767.41861	217076.84422
				0
2,521	medicatie bij primair glaucoom	164227	164964.77764	2177.53506
	operatie (Trabeculectomy)	2541	2552.41525	510.48305
	Laseroperatie	9253	9294.56842	6041.46947
2,027	intravitreale injectie	44277	44475.91114	23105.23584
	Laserbehandeling	1846	1854.29302	35.23157
	vitrectomie	3320	3334.91485	1367.31509
	operatie (Trabeculectomy)	1064	1068.77994	213.75599
400	intravitreale injectie	7585	7619.07505	3958.10949
	Laserbehandeling	3105	3118.94898	59.26003
	vitrectomie	142	142.63792	58.48155
	operatie (Trabeculectomy)	254	255.14108	51.02822
1,693	injectie anti-VGEF	114	114.51214	8.16472
	laseroperatie	4166	4184.71545	14772.04553
	vitrectomie	713	716.20310	1732.49530
	operatie (pneumatic retinopexy)	6340	6368.48198	17188.53287
				0
				0
5,848	TKP	25854	26579.94670	48109.70353
7,358	THP	26507	27251.28209	64040.51292
327	Meniscusoperatie/kijkoperatie	15890	16336.17054	1960.34046
-	zit in QALY-winst thp			0
-	zit in QALY-winst tkp			0
718	schouderprothese (RSA)	2814	2893.01346	5786.02692
	schouderoperatie (rotator cuff repair	1291	1327.24960	929.07472
	niet bekend			0
195	VKB reconstructie	6107	6278.47662	7747.64015
				0
				0
1,283	geneesmiddelen (inhibitor/antagonis	98176	104185.69690	1250.22836
	operatie (TUMT/TURP)	8934	9480.88144	663.66170
118	operatie (Extracorporeal shockwave l	8515	9036.23298	4942.81944
	behandeling in de eerstelij		0	0
354	operatie prolaps (AC)	6839	7257.63915	3372.04430
	Neuromodulator	310	328.97619	167.77785
				0
				0

QALYs op jaarbasis (literatuur)		QALY-waarde uit QALY-waarde de literatuur per jaar		utility	bron: auteur	jaar
118.82442	587.3582	0.1867	0.03734		Spencer et al.	2017
332.87380	1645.4207	0.1067	0.02134		Cooper et al.	2003
529.18170	2615.7857	0.2167	0.04334		Spencer et al.	2017
537.69320	5315.71742	0.46462	0.04646		Jacklin et al.	2012
0	0	0.387	0.0774		Glazener et al.	2016
0	0					
0	0					
0	0					
0	0					
0	0					
0	0					
0	0					
621.00530	1870.8244	0.1142	0.04	0.056	Fearon	2018
244.33894	3351.0672	0.4212	0.03	0.042	Cohen et al.	2014
0.34416	1.728	0.144	0.03	0.07	Blackhouse	2013
6.63952	32.67	0.99	0.20		Fox et al	2007
19.75719	19.84	1.24	1.24	0.13	Brecker	2014
155.53052	780.912	0.144	0.03	0.07	Blackhouse	2013
171.85114	845.6	0.7	0.14	0.02463	Fox et al	2007
29.97843	147.51	0.99	0.20		Fox et al	2007
10.61418	31.976	0.1142	0.04	0.056	Fearon	2018
6.17412	6.2	1.24	1.24	0.13	Brecker	2014
458.32798	2255.22	0.99	0.20		Fox et al	2007
105.41531	518.7	0.7	0.14	0.02463	Fox et al	2007
1.74947	8.784	0.144	0.03	0.07	Blackhouse	2013
25.05704	75.4862	0.1142	0.04	0.056	Fearon	2018
192.39362	345	1.5	0.84		Rogers et al.	2012
33.34026	33.48	1.24	1.24	0.13	Brecker	2014
1400.27385	6890.1	0.7	0.14	0.02463	Fox et al	2007
6.65371	33.408	0.144	0.03	0.07	Blackhouse	2013
47.08022	231.66	0.99	0.20		Fox et al	2007
5.07964	15.3028	0.1142	0.04	0.056	Fearon	2018
6.17412	6.2	1.24	1.24	0.13	Brecker	2014
129.00171	647.712	0.144	0.03	0.07	Blackhouse	2013
705.39855	3470.94	0.99	0.20		Fox et al	2007
186.36175	917	0.7	0.14	0.02463	Fox et al	2007
915.20760	2757.1306	0.1142	0.04	0.056	Fearon	2018
4733.08211	4752.92	1.24	1.24	0.13	Brecker	2014
0	0					
0	0					
0	0					

0	0				
0	0				
0	0				
3306.83904	13314.75	1.025	0.24	Holler et al.	2006
0	0				
171.95693	2269.63	0.094	0.00671	Brazzelli et al.	2014
223.08117	420.63	0.03	0.015	Wu et al.,	2017
29.47704	503.28	0.54	0.02982	Constantinides	2007
2681.70369	23751.203	4.67	0.497	Burgers et al.	2016
1122.22084	8739.08	0.826	0.1	Coronini	2013
1469.81231	12790.011	0.923	0.1	Coronini	2013
841.48607	17151.81	2.21	0.10222	Hoerger et al.	2010
1.77160	36.11	1.57	0.07262	Hoerger et al.	2010
0	0				
0	0				
0	0				
0	0				
0	0	0.748		Chang et al.	2016
0	0	10.9		Karlsson et al.	2009
104.40861	1054.17	1.17	0.11779	Axelrod et al.,	2018
0	0	0.39		Hamel et al.,	2000
275.26933	4171.986	0.3962	0.02657	Zhong et al.,	2015
93.44417	3113.43	1.77	0.054	Roze et al.,	2018
0	0	0.783		Chang et al.	2016
0	0		0	Farnham et al.	2013
0	0				
0	0		7285.416		
0	0				
3573.65598	3556.096	0.064	0.064	National Collal	2008
124.27063	1236.6	1.35	0.135	Kliess et al.	2017
0	0				
3522.87043	3505.56	0.03	0.03	Joore et al.,	2003
95.23797	947.7	1.35	0.135	Kliess et al.	2017
2081.91798	4143.376	0.136	0.068	Lock et al.,	2010
661.16211	19737.4	2.05	0.06833	Rudmik et al.,	2014
214.98639	356.55	0.05	0.03	van Egmond et	2020
0	0				
0	0				
0	0				
1788.69753	5248.253	0.131	0.04367	Oba et al.	2009
0	0				
959.47767	9384.075	0.233	0.0233	Paltiel et al.	2001
1.92542	48.472	0.292	0.01134	Van Nooten et	2013
560.01374	18348.48	0.46	0.01373	Weatherly et a	2009
0	0				
0	0				
0	0				
0	0				

0	0				
604.33603	613.13	0.07	0.07	Hawkins et al.	2005
16.35413	126.1	0.65	0.08553	Catchpool et al.	2019
36.74333	37.278	0.019	0.019	Thompson et al.	2008
0	0				
235.30398	823.368	0.676	0.196	Pietzsch et al.	2016
72.16588	73.216	0.008	0.008	Chesterson et al.	2018
0	0				
0	0				
0	0				
15505.48887	216106.004	1.699	0.121	Brown et al.	2019
0	0	0.520	0.043	Brown et al.,	2008
2177.53506	2167.7964	0.013	0.013	Rein et al.	2009
102.09661	508.2	0.200	0.040	Kaplan et al.	2015
241.65878	6014.45	0.650	0.026	Stein et al.,	2011
1925.43632	23001.9015	0.520	0.043	Brown et al.,	2008
35.23157	35.074	0.019	0.019	Pershing et al.,	2014
23.98798	1361.2	0.410	0.007	Sharma et al.,	2001
42.75120	212.8	0.200	0.040	Kaplan et al.	2015
329.84246	3940.4075	0.520	0.043	Brown et al.,	2008
59.26003	58.995	0.019	0.019	Pershing et al.,	2014
1.02599	58.22	0.410	0.007	Sharma et al.,	2001
10.20564	50.8	0.200	0.040	Kaplan et al.	2015
8.16472	8.1282	0.071	0.071	Brown et al.,	2015
738.60228	14705.98	3.530	0.177	Chang et al.	2014
86.62476	1724.747	2.419	0.121	Chang et al.	2014
859.42664	17111.66	2.699	0.135	Chang et al.	2014
0	0				
0	0				
5847.58827	46795.74	1.81	0.22	Liebs et al.	2016
7357.84617	62291.45	2.35	0.27	Liebs et al.	2016
326.72341	1906.8	0.12	0.02	Faucett et al.	2019
0	0				
0	0				
665.39310	5628	2	0.23	Bachman et al.	2016
52.19521	903.7	0.7	0.03933		
0	0				
194.66433	7536.038	1.23	0.03	Lubowitz et al.	2011
0	0				
0	0				
1250.22836	1178.112	0.012	0.012	Mcdonald et al.	2004
33.18309	625.38	0.07	0.0035	DiSantostefano	2012
117.68618	4657.705	0.547	0.01302	Romeu-Magra	2019
0	0				
337.20443	3177.53618	0.46462	0.04646	Jacklin et al.	2012
16.77779	158.1	0.51	0.051	Hassouna et al.	2015
0	0				
0	0				

1373.33219	1229.835	0.0326	0.0326	Xie et al.	2009
43.41652	567	1.75	0.12	Holubar et al.	2012
554.06668	496.17318	0.05046	0.05046	Baji et al.	2017
112.29334	1466.5	1.75	0.12	Holubar et al.	2012
16.73189	74.918	0.094	0.0188	Brazzelli et al.	2014
63.75796	57.096	0.104	0.104	Morris et al.	2014
0	0				
0	0				
1384.02555	3191.1834	0.1147	0.04916	NICE Guideline	2016
82.99194	820.1	1.39	0.139	Kumar et al.,	2013
0	0				
66.36080	153.0098	0.1147	0.04916	NICE Guideline	2016
8.51879	84.18	1.38	0.138	Mekhail et al.	2020
220.37356	508.121	0.1147	0.04916	NICE Guideline	2016
13.68593	135.24	1.38	0.138	Mekhail et al.	2012
361.80065	834.2131	0.1147	0.04916	NICE Guideline	2016
6.61122	65.33	1.39	0.139	Kumar et al.,	2013
	4686.5273				
	1104.85				

titel	land	webpagina	QALY-waarde uit de literatuur	bron: auteur	jaar	titel
Cost-effectiveness		https://pub	0.1867			
Five-year follow-up		https://pub	0.1067			
Cost-effectiveness		https://pub	0.2167			
A decision-analytic study		https://pub	0.46462	0	Glazener et al.	2016 Clinical effectiveness
the PROSPER Study		https://pub	1.269	1.269	Slade et al.	2020 Primary surgery
			0			
			0			
			0			
			0			
			0			
			0			
			0			
Clinical Outcomes		https://pub	0.16	0.16	Wijeysund	2013 Medical therapy Canada
Cost-Effectiveness		https://pub	0.8922	0.8922	0.02974 Magnusen	2013 Cost-Effectiveness
Cost-Effectiveness	Canada	https://pub	0.8	0.8	Kudaiberdi	2013 Cost-Effectiveness Turkey
The clinical outcomes		https://pub	1.86	1.86	Neyt et al.	2011 Cost-effectiveness België
Cost-utility		https://pub	1.51	1.51	Brecker	2014 Cost-utility VK
Cost-Effectiveness	Canada	https://pub	0.8	0.8	Kudaiberdi	2013 Cost-Effectiveness Turkey
The clinical outcomes		https://pub	1.31	1.31	Cost-effectiveness	2011 Neyt et al. België
The clinical outcomes		https://pub	1.86	1.86	Neyt et al.	2011 Cost-effectiveness België
Clinical Outcomes		https://pub	0.16	0.16	Wijeysund	2013 Medical therapy Canada
Cost-utility		https://pub	1.51	1.51	Brecker	2014 Cost-utility VK
The clinical outcomes		https://pub	1.86	1.86	Neyt et al.	2011 Cost-effectiveness België
The clinical outcomes		https://pub	1.31	1.31	Neyt et al.	Cost-effectiveness 2011 België https://pub
Cost-Effectiveness	Canada	https://pub	0.8	0.8	Kudaiberdi	2013 Cost-Effectiveness Turkey
Clinical Outcomes		https://pub	0.16	0.16	Wijeysund	2013 Medical therapy Canada
Cost-utility		https://pub	1.51	1.51	Brecker	2014 Cost-utility VK
Cost-Effectiveness	Canada	https://pub	0.8	0.8	Kudaiberdi	2013 Cost-Effectiveness Turkey
The clinical outcomes		https://pub	1.86	1.86	Neyt et al.	2011 Cost-effectiveness België
The clinical outcomes		https://pub	1.31	1.31	Neyt et al.	Cost-effectiveness 2011 België https://pub
Clinical Outcomes		https://pub	0.16	0.16	Wijeysund	2013 Medical therapy Canada
Cost-utility		https://pub	1.51	1.51	Brecker	2014 Cost-utility VK
			0			
			0			
			0			

		0			
		0			
		0			
Cost-utility	Duitsland https://lin	1.285	1.285	Deutsch et	2018 Decision M
		0			
Clinical eff	vk https://pu	0.094			
The cost-e	VS https://pu	0.0709	0.0709	Sceats et a	2019 Operative
Operative VS	https://ww	0.54			
Surgical Repair of Abdominal Aortic Aneurysms	https://lin	4.704	4.704	Burgers et	2016 Cost-effect
Applicati	VK https://pu	0.826			
Applicati	VK https://pu	0.923			
Cost-Effect	VS https://car	2.21			
Cost-Effect	VS https://car	1.57			
		0			
		0			
		0			
		0			
Cost-effect	VS https://pu	1.18583	1.18583	Lee et al.,	2009 An Empiric
Long-term	Finland https://pu	10.9			
An econon	VS https://pu	2.31	2.31	Axelrod et	2018 An econon
Outcomes VS	https://pu	0.39			
Cost-Utility	VS https://pu	0.3962			
Cost-effect	NL https://pu	1.77			
Cost-effect	VS https://pu	0.783			
Lifetime cc	VS https://pu	9.19	9.19	Girouard	2016 The Cost-e
		0			
		0			
		0			
Surgical m	VK https://pu	0.218	0.218	Mohiyuddi	2014 Economic
Cost-Utility	Oostenrijk https://pu	1.35			
		0			
The cost-e	NL https://pu	0.03			
Cost-Utility	Oostenrijk https://pu	1.35			
North of E	VK https://pu	0.3	0.3	Lock et al.,	2010 North of E
Economic	Canada https://pu	2.05			
Septoplast	NL https://br	0.05	0.04	Oladokun	2018 Quality of
		0			
		0			
		0			
Cost-Effect	VS https://ww	0.131			
		0			
Cost-effect	VS https://pu	0.233	0.0149	Ismalia et	2014 COST-effec
Cost-effect	NL https://pu	0.292			
An econon	VK https://pu	1.48	1.48	Mar et al.	2003 The cost-e
		0			
		0			
		0			
		0			

		0				
Assessing IVK	https://pub	0.48	0.48		Maltoni et	2003 Lifetime cc
Cost-effectAus	https://www.sciencedirect.com/science/article/pii/S1525505019302318					
QuantitatiVS	https://ww	0.09867	0.09867	0.09867	Hettle et a	2018 Cost-effect
Cost-EffectVS	https://pu	0.676				
The clinicaVK	https://coi	0.008				
		0				
		0				
		0				
Cost-utilityVS	https://pu	1.699				
A Value-BzVS	https://pu	1.061.06			McCarthy	2019 Intravitrea
The cost-eVS	https://pu	0.0436	0.0436		Stein et al.	2011 Cost-effect
ComparatiVS	https://pu	0.2				
Cost-effectVS	https://pu	0.65				
A Value-BzVS	https://pu	1.061.06			McCarthy	2019 Intravitrea
Cost-EffectVS	https://ww	0.2360.236			Maniadaki	2019 Cost Effectiv
The cost-eVS	https://pu	0.41				
ComparatiVS	https://pu	0.2				
A Value-BzVS	https://pu	1.061.06			McCarthy	2019 Intravitrea
Cost-EffectVS	https://ww	0.2360.236			Maniadaki	2019 Cost Effectiv
The cost-eVS	https://pu	0.41				
ComparatiVS	https://pu	0.2				
The Cost-EVS	https://pu	0.0713				
Cost-EffectVS	https://ww	3.53				
Cost-EffectVS	https://ww	2.419				
Cost-EffectVS	https://ww	2.699				
		0				
		0				
Quality-AdDuitsland	https://ww	1.598	1.598	0.22	Konopka e	2018 Quality-Ad
Quality-AdDuitsland	https://ww	2.5	2.5	0.27	Konopka e	2018 Quality-Ad
Meniscus IVS	https://pu	0.2	0.2		Faucett et	2019 Meniscus F
		0				
		0				
Reverse-toVS	https://ww	7.96	7.96		Bhat et al.	2016 Economic l
		1.33	1.33	5.32	Murphy et	2016 Costs, qual
		0				
Cost-effectVS	https://pu	1.234				
		0				
		0				
An econonCanada	https://pu	0.0125	0.0125		DiSantoste	2012 The Long-T
The Long-TVS	https://pu	0.79	0.79		DiSantoste	2012 The Long-T
treatment 6 primary stromes/maller than 5 cm: A 5-689-utility analysis	https://ma	0.5432	0.5432		Diez-de-Pa	2018 COST-UTIL
		0				
A decision-VK	https://ob	0.076	0.076	0.0152	Glazener e	2016 Clinical effi
Economic (Canada	https://ww	0.51				
		0				
		0				

Cost-utilityCanada	https://pubmed.ncbi.nlm.nih.gov/3075075/	0.075	0.075	Tsai et al.	
Cost-EffectVS	https://academic.oup.com/aje/advance-article-abstract/doi/10.1093/aje/kwz009/5441147	4.24	4.24	Archer et al	2016 Influximab,
Cost-effectEurope (NL)	https://pubmed.ncbi.nlm.nih.gov/3009009/	0.09	0.09	Pillai et al.	2020 Evaluating
Cost-EffectVS	https://academic.oup.com/aje/advance-article-abstract/doi/10.1093/aje/kwz009/5441147	4.24	4.24	Archer et al	2016 Influximab,
Clinical effVK	https://www.ncbi.nlm.nih.gov/pmc/articles/PMC6094009/	0.094			
Cost-effectVK	https://bjsg.oup.com/advance-article-abstract/doi/10.1093/bjsg/abaa010/5811040	0.104			
		0			
		0			
Low Back FVK	https://www.ncbi.nlm.nih.gov/pmc/articles/PMC6114700/	0.1147			
Cost-effectCanada	https://pubmed.ncbi.nlm.nih.gov/3139000/	1.39			
		0			
Low Back FVK	https://www.ncbi.nlm.nih.gov/pmc/articles/PMC6114700/	0.1147			
Spinal CortVS	https://onlinelibrary.wiley.com/doi/10.1111/j.1469-7580.2012.02512.x	2.12	2.12	Kumar et al	2013 Cost-effect
Low Back FVK	https://www.ncbi.nlm.nih.gov/pmc/articles/PMC6114700/	0.1147			
Spinal CortVS	https://onlinelibrary.wiley.com/doi/10.1111/j.1469-7580.2012.02512.x	2.12	2.12	Kumar et al	2013 Cost-effect
Low Back FVK	https://www.ncbi.nlm.nih.gov/pmc/articles/PMC6114700/	0.1147			
Cost-effectCanada	https://pubmed.ncbi.nlm.nih.gov/3139000/	1.39	1.39	Kumar et al	2013 Cost-effect
		0			
		0			

- VS <https://www.ncbi.nlm.nih.gov/pmc/articles/PMC5643229/>
- VS <https://www.ncbi.nlm.nih.gov/pmc/articles/PMC6699012/>
- NL <https://pubmed.ncbi.nlm.nih.gov/27118618/>
-
- VS <https://pubmed.ncbi.nlm.nih.gov/19911442/>
- VS <https://pubmed.ncbi.nlm.nih.gov/29451350/>
-
- VS <https://pubmed.ncbi.nlm.nih.gov/26658053/>
-
- VK <https://pubmed.ncbi.nlm.nih.gov/24927784/>
-
- VK <https://pubmed.ncbi.nlm.nih.gov/20302811/>
- Duitsland <https://europepmc.org/article/med/30251> 2014 Quality-AdBrazil <https://www.ncbi.nlm.n>
-
- Canada <https://pubmed.ncbi.nlm.nih.gov/25175480/>
- Spain <https://pubmed.ncbi>. 0.0929Rizzi et al. 2014 Quality-AdBrazil <https://www.ncbi.nlm.n>

VK <https://pubmed.ncbi.nlm.nih.gov/30726549/> 0.038 Bolin et al. 2010 Lacosamid Zweden <https://pubmed.ncbi.nlm.nih.gov/22332202/>

VK <https://pubmed.ncbi.nlm.nih.gov/30726549/> 0.019

VK <https://pubmed.ncbi.nlm.nih.gov/30726549/>

VS <https://pubmed.ncbi.nlm.nih.gov/22332202/>

VK <https://pubmed.ncbi.nlm.nih.gov/30726549/>

ness of Treatment for Diabetic Retinopathy: A Systematic Literature Review

VK <https://pubmed.ncbi.nlm.nih.gov/30726549/>

ness of Treatment for Diabetic Retinopathy: A Systematic Literature Review

<https://www.sciencedirect.com/science/article/abs/pii/S0161642010013874>

VS <https://pubmed.ncbi.nlm.nih.gov/30533590/>

VS <https://pubmed.ncbi.nlm.nih.gov/30533590/>

VS <https://pubmed.ncbi.nlm.nih.gov/30533590/> 0.04 Rongen et Arthroscop 2018 NL <https://www.sciencedirect.com/science/article/abs/pii/S0161642010013874>

VS <https://link.springer.com/article/10.1007/s11999-016-4991-0>

VK <https://pubmed.ncbi.nlm.nih.gov/27909127/>

VS <https://pubmed.ncbi.nlm.nih.gov/16460137/> 0.0165 DiSantoste The Long-T 2012 VS <https://pubmed.ncbi.nlm.nih.gov/28052810/>

VS <https://pubmed.ncbi.nlm.nih.gov/16460137/>

Spain [https://www.valueinhealthjournal.com/article/S1098-3015\(18\)36120-5/fulltext](https://www.valueinhealthjournal.com/article/S1098-3015(18)36120-5/fulltext)

VK <https://pubmed.ncbi.nlm.nih.gov/28052810/>

<https://pubmed.ncbi.nlm.nih.gov/27220829/>
 VK <https://pubmed.ncbi.nlm.nih.gov/27220829/>
 Zwitterlan <https://pubmed.ncbi.nlm.nih.gov/31630164/>
 VK <https://pubmed.ncbi.nlm.nih.gov/27220829/>

Canada	https://pubmed.ncbi.nlm.nih.gov/2371075	2013 Cost-effect	Canada	https://pubmed.ncbi.nlm
Canada	https://pubmed.ncbi.nlm.nih.gov/2371075	2013 Cost-effect	Canada	https://pubmed.ncbi.nlm
Canada	https://pubmed.ncbi	1.96	Kemler et ;The Cost-E	2010VK

totaal	QALYs in	bron:				webpagin
2018	auteur	titel	jaar	land		a

spec=&item=G02BA

[6552756/](#)

Kudaiberdi Cost-Effect 2013 Turkey <https://pubmed.ncbi.nlm.nih.gov/28496862/>

[7955159/](#) Cost-Effect 2013 Turkey <https://pubmed.ncbi.nlm.nih.gov/28496862/>

[8496862/](#)

Aidelsburg 2008 from a German health system perspective <https://pubmed.ncbi.nlm.nih.gov/17955159/>

[7955159/](#)

[7955159/](#)

[2021894/](#)

[8496862/](#)

[2021894/](#)

[8496862/](#)

[7955159/](#)

[8496862/](#)

[7955159/](#)

[2021894/](#)

ih.gov/pmc/articles/PMC4548506/

ih.gov/pmc/articles/PMC4548506/

[.nih.gov/20199516/](#)

3.5 Bachman eReverse-to
0.04 Rongen et Arthroscop

2016VS
2017NL

<https://www.ncbi.nlm.nih.gov/pmc/articles/PMC475765>
<https://pubmed.ncbi.nlm.nih.gov/28903016/>

[.nih.gov/16460137/](#)

0.01 Connolly et al. The economics of mesalazine in active ulcerative colitis and maintenance in the Netherlands
-0.06 Park et al. Cost-Effectiveness of mesalazine in active ulcerative colitis and maintenance in the Netherlands
2012 VS <https://pubmed.ncbi.nlm.nih.gov/22270693/>

[.nih.gov/23710759/](https://pubmed.ncbi.nlm.nih.gov/23710759/)

[.nih.gov/23710759/](https://pubmed.ncbi.nlm.nih.gov/23710759/)

<https://pubmed.ncbi.nlm.nih.gov/20561326/>

71

ds

Week	percentage	percentage	percentage	Neuroge	Complex	Perifere	overige	Arthralg	QALY	Verlies (co
1	100%	100%	100%	0	0	0	0	0	0	0
2	100%	100%	100%	0	0	0	0	0	0	0
3	100%	100%	100%	0	0	0	0	0	0	0
4	100%	100%	100%	0	0	0	0	0	0	0
5	100%	100%	100%	0	0	0	0	0	0	0
6	100%	100%	100%	0	0	0	0	0	0	0
7	100%	100%	100%	0	0	0	0	0	0	0
8	100%	100%	100%	0	0	0	0	0	0	0
9	100%	100%	100%	0	0	0	0	0	0	0
10	100%	100%	100%	0	0	0	0	0	0	0
11	89%	89%	89%	8.36122	0.49440	1.34104	1.87503	0	12.02735	
12	80%	80%	80%	15.29679	0.90451	2.45342	3.43035	0	23.18181	
13	71%	71%	71%	22.92591	1.35562	3.67704	5.14121	0	35.39662	
14	81%	81%	81%	15.04711	0.88975	2.41337	3.37436	0	23.41457	
15	68%	68%	68%	24.60085	1.45466	3.94568	5.51682	0	37.44416	
16	86%	86%	86%	10.63955	0.62912	1.70645	2.38595	0	15.30239	
17	84%	84%	84%	12.63353	0.74703	2.02626	2.83311	0	18.36861	
18	91%	91%	91%	6.66547	0.39413	1.06906	1.49475	0	9.32510	
19	73%	73%	73%	21.13654	1.24982	3.39004	4.73994	0	30.77329	
20	89%	89%	89%	8.48606	0.50179	1.36106	1.90303	0	11.41833	
21	66%	66%	66%	26.19604	1.54899	4.20152	5.87454	0	36.87868	
22	83%	83%	83%	13.12595	0.77615	2.10524	2.94354	0	17.99449	
23	69%	69%	69%	24.49335	1.44831	3.92844	5.49271	0	34.22909	
24	89%	89%	89%	8.68719	0.51368	1.39332	1.94813	0	12.14355	
25	83%	83%	83%	13.07740	0.77328	2.09746	2.93265	0	18.10072	
26	72%	72%	72%	21.86130	1.29267	3.50629	4.90247	0	32.32304	
27	83%	83%	83%	13.26813	0.78455	2.12805	2.97542	0	19.96496	
28	76%	76%	76%	18.95877	1.12104	3.04076	4.25156	0	29.22604	
29	68%	68%	68%	24.86787	1.47045	3.98850	5.57670	0	36.30497	
30	80%	80%	80%	15.32106	0.90594	2.45731	3.43580	0	22.01243	
31	92%	92%	92%	6.58224	0.38921	1.05571	1.47609	0	9.40923	
32	78%	78%	78%	16.86769	0.99740	2.70537	3.78263	0	24.70758	
33	93%	93%	93%	5.30610	0.31375	0.85103	1.18991	0	7.72465	
34	100%	100%	100%	0	0	0	0	0	0	0
35	100%	100%	100%	0	0	0	0	0	0	0
36	100%	100%	100%	0	0	0	0	0	0	0
37	100%	100%	100%	0	0	0	0	0	0	0
38	100%	100%	100%	0	0	0	0	0	0	0
39	100%	100%	100%	0	0	0	0	0	0	0
40	100%	100%	100%	0	0	0	0	0	0	0
41	100%	100%	100%	0	0	0	0	0	0	0
42	100%	100%	100%	0	0	0	0	0	0	0
43	100%	100%	100%	0	0	0	0	0	0	0
44	100%	100%	100%	0	0	0	0	0	0	0
45	100%	100%	100%	0	0	0	0	0	0	0
46	100%	100%	100%	0	0	0	0	0	0	0
47	100%	100%	100%	0	0	0	0	0	0	0

	0	0	0	0	0	0	0	0	
	0	0	0	0	0	0	0	0	
	0	0	0	0	0	0	0	0	
	0	0	0	0	0	0	0	0	
	0	0	0	0	0	0	0	0	
-	82	5	13	18		121	-	21	1

0	0	0	0	0	0	0	0	0
0	0	0	0	0	0	0	0	0
0	0	0	0	0	0	0	0	0
0	0	0	0	0	0	0	0	0
0	0		0	0	0	0	0	0
3	5	-	31	82	5	13	18	

0
0
0
0
0

-

Week	percentage	klinisch tov. 2018	per week (md	Prikkelba	Morbus (Choledoc	Acute pa	QALY Verlies
1	100%	100%	100%	0	0	0	0	0
2	100%	100%	100%	0	0	0	0	0
3	100%	100%	100%	0	0	0	0	0
4	100%	100%	100%	0	0	0	0	0
5	100%	100%	100%	0	0	0	0	0
6	100%	100%	100%	0	0	0	0	0
7	100%	100%	100%	0	0	0	0	0
8	100%	100%	100%	0	0	0	0	0
9	100%	100%	100%	0	0	0	0	0
10	100%	100%	100%	0	0	0	0	0
11	113%	113%	113%	-4.98217	-1.37576	-0.20773	-0.15831	-6.68132
12	64%	64%	64%	13.81628	3.81519	0.57606	0.43902	19.34063
13	62%	62%	62%	14.47889	3.99816	0.60369	0.46008	19.51343
14	61%	61%	61%	15.02618	4.14929	0.62651	0.47747	20.89558
15	67%	67%	67%	12.85821	3.55063	0.53612	0.40858	18.14792
16	57%	57%	57%	16.64036	4.59503	0.69381	0.52876	23.18616
17	64%	64%	64%	14.02669	3.87329	0.58483	0.44571	18.55593
18	74%	74%	74%	9.90166	2.73422	0.41284	0.31463	12.06343
19	79%	79%	79%	8.06674	2.22753	0.33634	0.25633	10.68031
20	101%	101%	101%	-0.23690	-0.06542	-0.00988	-0.00753	-0.31155
21	86%	86%	86%	5.47218	1.51107	0.22816	0.17388	7.12863
22	103%	103%	103%	-1.25581	-0.34678	-0.05236	-0.03990	-1.57484
23	99%	99%	99%	0.53555	0.14789	0.02233	0.01702	0.65327
24	108%	108%	108%	-3.17610	-0.87704	-0.13243	-0.10092	-4.17356
25	94%	94%	94%	2.18295	0.60279	0.09102	0.06937	2.73415
26	88%	88%	88%	4.60605	1.27190	0.19205	0.14636	6.06943
27	96%	96%	96%	1.47151	0.40634	0.06135	0.04676	1.94845
28	95%	95%	95%	1.93092	0.53320	0.08051	0.06136	2.60319
29	91%	91%	91%	3.48560	0.96250	0.14533	0.11076	4.44639
30	99%	99%	99%	0.43981	0.12145	0.01834	0.01398	0.50365
31	97%	97%	97%	1.04258	0.28790	0.04347	0.03313	1.14486
32	85%	85%	85%	5.72513	1.58092	0.23871	0.18192	6.65937
33	98%	98%	98%	0.65971	0.18217	0.02751	0.02096	0.80259
34	110%	110%	110%	-3.99469	-1.10308	-0.16656	-0.12693	-5.12271
35	100%	100%	95%	0	0	0	0	0
36	100%	100%	103%	0	0	0	0	0
37	100%	100%	101%	0	0	0	0	0
38	100%	100%	97%	0	0	0	0	0
39	100%	100%	107%	0	0	0	0	0
40	100%	100%	91%	0	0	0	0	0
41	100%	100%	100%	0	0	0	0	0
42	100%	100%	100%	0	0	0	0	0
43	100%	100%	100%	0	0	0	0	0
44	100%	100%	100%	0	0	0	0	0
45	100%	100%	100%	0	0	0	0	0
46	100%	100%	100%	0	0	0	0	0
47	100%	100%	100%	0	0	0	0	0

48	100%	100%	100%	0	0	0	0	0
49	100%	100%	100%	0	0	0	0	0
50	100%	100%	100%	0	0	0	0	0
51	100%	100%	100%	0	0	0	0	0
52	100%	100%	100%	0	0	0	0	0
totaal	94.08%	94.08%	93.96%	119	33	5	4	159
	5.92%							
	5.88%							
	160.22720							
	0.99							
	2707.97385							

	0	0	0	0	0		0	0	0
	0	0	0	0	0		0	0	0
	0	0	0	0	0		0	0	0
	0	0	0	0	0		0	0	0
	0	0	0	0	0		0	0	0
-	38	11	2	1	52	-	14	4	1

0	0		0	0	0	0	0
0	0		0	0	0	0	0
0	0		0	0	0	0	0
0	0		0	0	0	0	0
0	0		0	0	0	0	0
0	19	-	41	11	2	1	56

Week	percentage klinisch	percentage klinisch	percentage klinisch	BPH/BH	Niersteer	Blaasinfe
1	100%	100%	100%	0	0	0
2	100%	100%	100%	0	0	0
3	100%	100%	100%	0	0	0
4	100%	100%	100%	0	0	0
5	100%	100%	100%	0	0	0
6	100%	100%	100%	0	0	0
7	100%	100%	100%	0	0	0
8	100%	100%	100%	0	0	0
9	100%	100%	100%	0	0	0
10	100%	100%	100%	0	0	0
11	98%	98%	98%	0.65557	1.69309	0
12	72%	72%	72%	10.47740	27.05896	0
13	65%	65%	65%	12.76590	32.96927	0
14	68%	68%	68%	11.75477	30.35792	0
15	75%	75%	75%	9.08422	23.46094	0
16	61%	61%	61%	14.23407	36.76096	0
17	80%	80%	80%	7.46631	19.28253	0
18	73%	73%	73%	9.83503	25.4	0
19	77%	77%	77%	8.34709	21.55721	0
20	91%	91%	91%	3.19634	8.25487	0
21	88%	88%	88%	4.31327	11.13947	0
22	94%	94%	94%	2.30846	5.96183	0
23	80%	80%	80%	7.27610	18.79128	0
24	96%	96%	96%	1.47807	3.81728	0
25	95%	95%	95%	1.96941	5.08622	0
26	86%	86%	86%	4.97083	12.83767	0
27	92%	92%	92%	3.07294	7.93619	0
28	91%	91%	91%	3.23747	8.36109	0
29	99%	99%	99%	0.23761	0.61366	0
30	95%	95%	95%	1.72551	4.45632	0
31	104%	104%	104%	-1.33513	-3.44812	0
32	103%	103%	103%	-1.12353	-2.90163	0
33	101%	101%	101%	-0.55123	-1.42361	0
34	100%	100%	100%	-0.06493	-0.16768	0
35	100%	100%	96%	0	0	0
36	100%	100%	107%	0	0	0
37	100%	100%	133%	0	0	0
38	100%	100%	109%	0	0	0
39	100%	100%	107%	0	0	0
40	100%	100%	100%	0	0	0
41	100%	100%	100%	0	0	0
42	100%	100%	100%	0	0	0
43	100%	100%	100%	0	0	0
44	100%	100%	100%	0	0	0
45	100%	100%	100%	0	0	0
46	100%	100%	100%	0	0	0
47	100%	100%	100%	0	0	0

48	100%	100%	100%	0	0	0
49	100%	100%	100%	0	0	0
50	100%	100%	100%	0	0	0
51	100%	100%	100%	0	0	0
52	100%	100%	100%	0	0	0
totaal	94%	94%	95%	115	298	-
	6%					
	6.11%					
	626.49794					
	1.01					
	10396.53166					

0	0		0	0	0	0	0	0	0
0	0		0	0	0	0	0	0	0
0	0		0	0	0	0	0	0	0
0	0		0	0	0	0	0	0	0
0	0		0	0	0	0	0	0	0
213	636	-	29	75	-	53	160	-	8

0	0	0	0	0	0	0	0	0
0	0	0	0	0	0	0	0	0
0	0	0	0	0	0	0	0	0
0	0	0	0	0	0	0	0	0
0	0	0	0	0	0	0	0	0
21	-	15	46	-	-	-		

Week	percentage	percentage	percentage	Arthrosis	Arthrosis	Meniscus	Arthrosc	Voorste	QALY	Verlies (co
1	100%	100%	100%	0	0	0	0	0	0	0
2	100%	100%	100%	0	0	0	0	0	0	0
3	100%	100%	100%	0	0	0	0	0	0	0
4	100%	100%	100%	0	0	0	0	0	0	0
5	100%	100%	100%	0	0	0	0	0	0	0
6	100%	100%	100%	0	0	0	0	0	0	0
7	100%	100%	100%	0	0	0	0	0	0	0
8	100%	100%	100%	0	0	0	0	0	0	0
9	100%	100%	100%	0	0	0	0	0	0	0
10	100%	100%	100%	0	0	0	0	0	0	0
11	95%	95%	95%	50.18866	66.80788	2.04505	7.00528	8.08244	147.37472	
12	31%	31%	31%	638.79791	850.32629	26.02929	89.16274	02.87273	909.55394	
13	18%	18%	18%	755.29149	005.39498	30.77609	05.42279	21.63298	192.27697	
14	15%	15%	15%	784.09758	043.73978	31.94986	09.44351	26.27195	293.59797	
15	20%	20%	20%	736.19176	979.97066	29.99783	02.75687	18.55714	159.97180	
16	20%	20%	20%	737.50058	981.71288	30.05116	02.93955	18.76791	1991.78170	
17	31%	31%	31%	636.83357	847.71150	25.94925	88.88856	02.55639	505.09217	
18	38%	38%	38%	575.64234	766.25770	23.45587	80.34755	92.70208	277.41003	
19	49%	49%	49%	476.30512	634.02644	19.40815	66.48217	76.70471	135.22123	
20	71%	71%	71%	267.03180	355.45539	10.88082	37.27202	43.00310	664.20332	
21	64%	64%	64%	336.19872	447.52590	13.69919	46.92626	54.14181	842.03134	
22	80%	80%	80%	186.71913	248.54838	7.60830	26.06206	30.06946	482.69164	
23	76%	76%	76%	226.22554	301.13675	9.21808	31.57632	36.43161	602.46287	
24	100%	100%	100%	1.30386	1.73561	0.05313	0.18199	0.20997	3.53051	
25	98%	98%	98%	21.65511	28.82587	0.88239	3.02260	3.48736	58.66357	
26	95%	95%	95%	46.31498	61.65149	1.88721	6.46460	7.45862	129.15475	
27	99%	99%	99%	13.10773	17.44816	0.53410	1.82956	2.11088	34.55248	
28	102%	102%	102%	-14.91265	-19.85075	-0.60765	-2.08149	-2.40155	-35.53676	
29	109%	109%	109%	-84.41881	112.37283	-3.43984	-11.78309	-13.59490	172.45476	
30	106%	106%	106%	-57.78173	-76.91528	-2.35445	-8.06511	-9.30523	105.99768	
31	112%	112%	112%	113.70464	151.35624	-4.63316	-15.87077	-18.31112	193.88284	
32	123%	123%	123%	200.11654	267.13484	-7.99796	-28.10626	-33.54667	343.14472	
33	122%	122%	122%	194.68707	259.92382	-7.77333	-27.35220	-32.70095	359.41030	
34	100%	100%	110%	0	0	0	0	0	0	0
35	100%	100%	109%	0	0	0	0	0	0	0
36	100%	100%	120%	0	0	0	0	0	0	0
37	100%	100%	129%	0	0	0	0	0	0	0
38	100%	100%	129%	0	0	0	0	0	0	0
39	100%	100%	118%	0	0	0	0	0	0	0
40	100%	100%	120%	0	0	0	0	0	0	0
41	100%	100%	100%	0	0	0	0	0	0	0
42	100%	100%	100%	0	0	0	0	0	0	0
43	100%	100%	100%	0	0	0	0	0	0	0
44	100%	100%	100%	0	0	0	0	0	0	0
45	100%	100%	100%	0	0	0	0	0	0	0
46	100%	100%	100%	0	0	0	0	0	0	0
47	100%	100%	100%	0	0	0	0	0	0	0

48	100%	100%	100%	0	0	0	0	0	0
49	100%	100%	100%	0	0	0	0	0	0
50	100%	100%	100%	0	0	0	0	0	0
51	100%	100%	100%	0	0	0	0	0	0
52	100%	100%	100%	0	0	0	0	0	0
totaal	88%	88%	91%	5,824	7,751	238	813	935	16,219
	12%								
	12.57%								
	15559.85194								
	1.04								
	129000.99034								

	0	0	0	0	0	0		0	0
	0	0	0	0	0	0		0	0
	0	0	0	0	0	0		0	0
	0	0	0	0	0	0		0	0
	0	0	0	0	0	0		0	0
-	4,152	5,526	169	579	669	11,384	-	3,041	4,048

0	0	0	0	0	0	0	0	0
0	0	0	0	0	0	0	0	0
0	0	0	0	0	0	0	0	0
0	0	0	0	0	0	0	0	0
0	0	0	0	0	0	0	0	0
124	424	490	8,377	4,298	5,722	175	600	692

0
0
0
0
0

11,487

Week	percentage	percentage	percentage	Cataract	Glaucoor	Maculad	Diabetis	Retinad	QALY Verlies (co
1	100%	100%	100%	0	0	0	0	0	0
2	100%	100%	100%	0	0	0	0	0	0
3	100%	100%	100%	0	0	0	0	0	0
4	100%	100%	100%	0	0	0	0	0	0
5	100%	100%	100%	0	0	0	0	0	0
6	100%	100%	100%	0	0	0	0	0	0
7	100%	100%	100%	0	0	0	0	0	0
8	100%	100%	100%	0	0	0	0	0	0
9	100%	100%	100%	0	0	0	0	0	0
10	100%	100%	100%	0	0	0	0	0	0
11	101%	101%	101%	-50.71305	-2.03937	-5.40603	-0.96411	-7.87322	-68.70030
12	29%	29%	29%	973.04613	119.55752	316.92776	56.52101	161.56621	1902.05932
13	17%	17%	17%	482.67345	140.05158	371.25421	66.20961	140.68599	391.27327
14	14%	14%	14%	598.50316	144.70953	383.60169	68.41166	58.66858	851.84816
15	18%	18%	18%	432.84548	138.04781	365.94253	65.26232	32.95018	865.73458
16	15%	15%	15%	553.55338	142.90193	378.81003	67.55712	51.69012	722.21669
17	28%	28%	28%	011.67899	121.11110	321.04603	57.25546	67.56397	538.10109
18	28%	28%	28%	997.86547	120.55560	319.57351	56.99285	65.41942	307.38565
19	38%	38%	38%	587.36810	104.04794	275.81434	49.18883	01.68959	138.18344
20	63%	63%	63%	562.47647	62.83314	166.56054	29.70447	42.57489	004.39293
21	51%	51%	51%	054.30021	82.61124	218.98912	39.05460	18.93066	680.88043
22	75%	75%	75%	030.74103	41.45003	109.87735	19.59557	60.02282	355.99795
23	67%	67%	67%	395.21509	56.10692	148.73042	26.52464	16.60752	841.55142
24	85%	85%	85%	646.14415	25.98392	68.87919	12.28394	00.31405	866.59855
25	91%	91%	91%	380.06925	15.28403	40.51552	7.22555	59.00585	502.61684
26	84%	84%	84%	680.53936	27.36708	72.54573	12.93783	05.65392	946.29644
27	88%	88%	88%	509.31329	20.48143	54.29297	9.68263	79.07103	709.42562
28	87%	87%	87%	525.65606	21.13863	56.03512	9.99332	81.60825	694.90924
29	93%	93%	93%	278.62640	11.20463	29.70167	5.29701	43.25682	329.41154
30	95%	95%	95%	214.84669	8.63980	22.90273	4.08448	33.35501	223.65208
31	97%	97%	97%	145.30473	5.84326	15.48954	2.76241	22.55860	139.34625
32	88%	88%	88%	489.09739	19.66847	52.13795	9.29830	75.93250	455.36777
33	89%	89%	89%	438.51996	17.63456	46.74638	8.33677	68.08034	4450.44964
34	96%	96%	96%	183.35274	7.37331	19.54547	3.48575	28.46556	210.32353
35	100%	100%	93%	0	0	0	0	0	0
36	100%	100%	84%	0	0	0	0	0	0
37	100%	100%	105%	0	0	0	0	0	0
38	100%	100%	101%	0	0	0	0	0	0
39	100%	100%	103%	0	0	0	0	0	0
40	100%	100%	105%	0	0	0	0	0	0
41	100%	100%	100%	0	0	0	0	0	0
42	100%	100%	100%	0	0	0	0	0	0
43	100%	100%	100%	0	0	0	0	0	0
44	100%	100%	100%	0	0	0	0	0	0
45	100%	100%	100%	0	0	0	0	0	0
46	100%	100%	100%	0	0	0	0	0	0
47	100%	100%	100%	0	0	0	0	0	0

	0	0	0	0	0	0	0	0	
	0	0	0	0	0	0	0	0	
	0	0	0	0	0	0	0	0	
	0	0	0	0	0	0	0	0	
	0	0	0	0	0	0	0	0	
-	22,738	914	2,424	432	3,530	29,194	-	16,611	668

0	0	0	0	0	0	0	0	0
0	0	0	0	0	0	0	0	0
0	0	0	0	0	0	0	0	0
0	0	0	0	0	0	0	0	0
0	0	0	0	0	0	0	0	0
1,771	316	2,579	21,409	22,739	914	2,424	432	3,530

0
0
0
0
0

30,040

Week	percentage	percentage	percentage	Epilepsie	Multiple	Morbus F	Nervus medianus	QALY Verlies (co
1	100%	100%	100%	0	0	0	0	0
2	100%	100%	100%	0	0	0	0	0
3	100%	100%	100%	0	0	0	0	0
4	100%	100%	100%	0	0	0	0	0
5	100%	100%	100%	0	0	0	0	0
6	100%	100%	100%	0	0	0	0	0
7	100%	100%	100%	0	0	0	0	0
8	100%	100%	100%	0	0	0	0	0
9	100%	100%	100%	0	0	0	0	0
10	100%	100%	100%	0	0	0	0	0
11	94%	94%	94%	0.87220	0.04398	0.97147	0.08639	1.97913
12	87%	87%	87%	1.81840	0.09170	2.02536	0.18010	4.20346
13	77%	77%	77%	3.29094	0.16596	3.66551	0.32595	7.53371
14	70%	70%	70%	4.27289	0.21547	4.75923	0.42320	9.70196
15	72%	72%	72%	3.89923	0.19663	4.34304	0.38619	9.06929
16	70%	70%	70%	4.25384	0.21451	4.73801	0.42132	9.88054
17	87%	87%	87%	1.85365	0.09348	2.06463	0.18359	4.20479
18	74%	74%	74%	3.65524	0.18433	4.07128	0.36203	7.75586
19	79%	79%	79%	2.99297	0.15093	3.33363	0.29643	6.60632
20	95%	95%	95%	0.74163	0.03740	0.82604	0.07345	1.70642
21	80%	80%	80%	2.81122	0.14176	3.13118	0.27843	6.68648
22	90%	90%	90%	1.35511	0.06834	1.50935	0.13422	3.22477
23	86%	86%	86%	1.95951	0.09881	2.18254	0.19408	4.48396
24	109%	109%	109%	-0.76423	-0.03476	-1.16760	-0.06827	-2.10068
25	107%	107%	107%	-0.65423	-0.02976	-0.99955	-0.05845	-1.78075
26	92%	92%	92%	1.18039	0.05952	1.31474	0.11691	2.81137
27	99%	99%	99%	0.10865	0.00548	0.12102	0.01076	0.25178
28	108%	108%	108%	-0.74846	-0.03405	-1.14352	-0.06687	-2.02066
29	104%	104%	104%	-0.35361	-0.01608	-0.54025	-0.03159	-0.92809
30	94%	94%	94%	0.85919	0.04333	0.95698	0.08510	1.84309
31	102%	102%	102%	-0.19267	-0.00876	-0.29436	-0.01721	-0.46474
32	106%	106%	106%	-0.52798	-0.02402	-0.80666	-0.04717	-1.26089
33	98%	98%	98%	0.29434	0.01484	0.32784	0.02915	0.61961
34	103%	103%	103%	-0.25992	-0.01182	-0.39711	-0.02322	-0.67390
35	100%	100%	107%	0	0	0	0	0
36	100%	100%	103%	0	0	0	0	0
37	100%	100%	101%	0	0	0	0	0
38	100%	100%	102%	0	0	0	0	0
39	100%	100%	87%	0	0	0	0	0
40	100%	100%	91%	0	0	0	0	0
41	100%	100%	100%	0	0	0	0	0
42	100%	100%	100%	0	0	0	0	0
43	100%	100%	100%	0	0	0	0	0
44	100%	100%	100%	0	0	0	0	0
45	100%	100%	100%	0	0	0	0	0
46	100%	100%	100%	0	0	0	0	0
47	100%	100%	100%	0	0	0	0	0

48	100%	100%	100%	0	0	0	0	0
49	100%	100%	100%	0	0	0	0	0
50	100%	100%	100%	0	0	0	0	0
51	100%	100%	100%	0	0	0	0	0
52	100%	100%	100%	0	0	0	0	0
totaal	96%	96%	96%	33	2	35	3	73
	4%							
	4.26%							
	72.65287							
	1.01							
	1721.77603							

	0	0	0	0	0	0	0	0
	0	0	0	0	0	0	0	0
	0	0	0	0	0	0	0	0
	0	0	0	0	0	0	0	0
	0	0	0	0	0	0	0	0
-	8	0	9	1	18	-	2	0

0	0		0		0	0	0	0
0	0		0		0	0	0	0
0	0		0		0	0	0	0
0	0		0		0	0	0	0
0	0		0		0	0	0	0
2	0	-	4					

0

Week	percentage	percentage	percentage	COPD	Pneumoni	Astma	Slaapaandoeninge	QALY Verlies (co
1	100%	100%	100%	0	0	0	0	0
2	100%	100%	100%	0	0	0	0	0
3	100%	100%	100%	0	0	0	0	0
4	100%	100%	100%	0	0	0	0	0
5	100%	100%	100%	0	0	0	0	0
6	100%	100%	100%	0	0	0	0	0
7	100%	100%	100%	0	0	0	0	0
8	100%	100%	100%	0	0	0	0	0
9	100%	100%	100%	0	0	0	0	0
10	100%	100%	100%	0	0	0	0	0
11	96%	96%	96%	4.05550	0	7.28884	14.17848	26.27593
12	83%	83%	83%	17.97057	0	32.29803	62.82712	116.87279
13	67%	67%	67%	33.88763	0	60.90534	18.47494	219.15869
14	66%	66%	66%	35.51664	0	63.83313	24.17017	221.41869
15	65%	65%	65%	35.92805	0	64.57254	25.60848	226.29419
16	69%	69%	69%	31.97072	0	57.46013	11.77320	195.71489
17	83%	83%	83%	17.66629	0	31.75116	61.76334	106.18984
18	74%	74%	74%	26.66476	0	47.92387	93.22299	154.94379
19	76%	76%	76%	24.83537	0	44.63596	86.82724	154.26840
20	89%	89%	89%	11.07520	0	19.90516	38.72014	70.49097
21	76%	76%	76%	25.21379	0	45.31608	88.15022	160.22663
22	95%	95%	95%	5.33435	0	9.58730	18.64950	32.81146
23	83%	83%	83%	17.93665	0	32.23706	62.70852	110.00963
24	96%	96%	96%	4.21116	0	7.56861	14.72269	26.32321
25	94%	94%	94%	6.33544	0	11.38652	22.14942	39.81738
26	92%	92%	92%	8.33244	0	14.97568	29.13115	53.52226
27	96%	96%	96%	3.84961	0	6.91881	13.45868	24.71281
28	93%	93%	93%	6.74492	0	12.12248	23.58101	43.00612
29	94%	94%	94%	5.79148	0	10.40888	20.24768	35.39944
30	95%	95%	95%	5.20082	0	9.34730	18.18266	30.46324
31	99%	99%	99%	0.78950	0	1.41894	2.76017	4.52567
32	104%	104%	104%	-3.30783	0	-6.62923	-13.29315	-21.48111
33	102%	102%	102%	-1.64431	0	-3.29536	-6.60797	-11.04917
34	103%	103%	103%	-2.70689	0	-5.42488	-10.87816	-18.79826
35	100%	100%	99%	0	0	0	0	0
36	100%	100%	104%	0	0	0	0	0
37	100%	100%	104%	0	0	0	0	0
38	100%	100%	110%	0	0	0	0	0
39	100%	100%	98%	0	0	0	0	0
40	100%	100%	92%	0	0	0	0	0
41	100%	100%	100%	0	0	0	0	0
42	100%	100%	100%	0	0	0	0	0
43	100%	100%	100%	0	0	0	0	0
44	100%	100%	100%	0	0	0	0	0
45	100%	100%	100%	0	0	0	0	0
46	100%	100%	100%	0	0	0	0	0
47	100%	100%	100%	0	0	0	0	0

48	100%	100%	100%	0	0	0	0	0
49	100%	100%	100%	0	0	0	0	0
50	100%	100%	100%	0	0	0	0	0
51	100%	100%	100%	0	0	0	0	0
52	100%	100%	100%	0	0	0	0	0
totaal	94%	94%	94%	322	-	577	1,121	2,001
	6%							
	5.92%							
	2018.69276							
	0.99							
	33809.86361							

	0	0	0	0	0	0		
	0	0	0	0	0	0		
	0	0	0	0	0	0		
	0	0	0	0	0	0		
	0		0	0	0	0		
-	78	-	140	272	485	-	22	-

0	0		0		0	0	0
0	0		0		0	0	0
0	0		0		0	0	0
0	0		0		0	0	0
0	0		0		0	0	0
39	77	-	137	78	-	141	274

QALY Verlies (lineair)

0
0
0
0
0
0
0
0
0
0
0
1.00304
19.69487
70.03448
76.92959
78.72213
62.33533
19.03358
43.36156
37.61585
7.48053
38.77088
1.73537
19.62059
1.08152
2.44784
4.23423
0.90378
2.77449
2.04555
1.64958
0.03801
0.90439
0.22348
0.60563
0
0
0
0
0
0
0
0
0
0
0
0
0

0
0
0
0
0

493

Week	percentage	percentage	percentage	OMA, O	Perceptie	Ziekten v	Sinusitis	Septum:	QALY	Verlies (co
1	100%	100%	100%	0	0	0	0	0	0	0
2	100%	100%	100%	0	0	0	0	0	0	0
3	100%	100%	100%	0	0	0	0	0	0	0
4	100%	100%	100%	0	0	0	0	0	0	0
5	100%	100%	100%	0	0	0	0	0	0	0
6	100%	100%	100%	0	0	0	0	0	0	0
7	100%	100%	100%	0	0	0	0	0	0	0
8	100%	100%	100%	0	0	0	0	0	0	0
9	100%	100%	100%	0	0	0	0	0	0	0
10	100%	100%	100%	0	0	0	0	0	0	0
11	86%	86%	86%	13.04007	12.11652	11.27339	53.70194	0.97011	1102.54511	
12	58%	58%	58%	38.93227	36.17494	33.65768	60.33182	2.89634	308.03572	
13	56%	56%	56%	40.63488	37.75697	35.12962	67.34356	3.02301	299.42569	
14	48%	48%	48%	48.29316	44.87286	41.75034	98.88208	3.59274	351.22235	
15	79%	79%	79%	19.42841	18.05242	16.79622	80.01054	1.44537	134.90694	
16	47%	47%	47%	49.45817	45.95536	42.75752	03.67985	3.67941	1317.25232	
17	86%	86%	86%	13.04231	12.11861	11.27532	53.71117	0.97028	79.56606	
18	61%	61%	61%	36.29126	33.72098	31.37448	49.45558	2.69987	224.80668	
19	70%	70%	70%	27.89457	25.91897	24.11538	14.87611	2.07520	189.60701	
20	88%	88%	88%	11.52395	10.70778	9.96267	47.45822	0.85732	78.14920	
21	79%	79%	79%	19.51536	18.13321	16.87139	80.36862	1.45183	129.59701	
22	102%	102%	102%	-1.68977	-1.57010	-1.46084	-6.95886	-0.12571	-11.48457	
23	71%	71%	71%	26.64028	24.75352	23.03103	09.71067	1.98189	196.01546	
24	87%	87%	87%	11.65196	10.82672	10.07334	47.98538	0.86684	85.14609	
25	104%	104%	104%	-3.79974	-3.53063	-3.28495	-15.64819	-0.28268	-26.45563	
26	90%	90%	90%	8.95392	8.31977	7.74083	36.87427	0.66612	60.88502	
27	110%	110%	110%	-8.89071	-8.26104	-7.68618	-36.61393	-0.66142	-61.45449	
28	107%	107%	107%	-6.58537	-6.11897	-5.69318	-27.12005	-0.48992	-44.05959	
29	114%	114%	114%	-13.22634	-12.28960	-11.43442	-54.46902	-0.98397	-81.51734	
30	91%	91%	91%	8.43827	7.84064	7.29505	34.75070	0.62776	51.32451	
31	99%	99%	99%	1.24537	1.15717	1.07665	5.12873	0.09265	7.34038	
32	109%	109%	109%	-8.68232	-8.06741	-7.50603	-35.75576	-0.64592	-47.45989	
33	120%	120%	120%	-12.65006	-11.45447	-12.77132	-76.07160	-1.04004	-85.58030	
34	104%	104%	104%	-2.29694	-2.07985	-2.31896	-13.81274	-0.18885	-17.66970	
35	100%	100%	96%	0	0	0	0	0	0	0
36	100%	100%	94%	0	0	0	0	0	0	0
37	100%	100%	93%	0	0	0	0	0	0	0
38	100%	100%	87%	0	0	0	0	0	0	0
39	100%	100%	105%	0	0	0	0	0	0	0
40	100%	100%	76%	0	0	0	0	0	0	0
41	100%	100%	100%	0	0	0	0	0	0	0
42	100%	100%	100%	0	0	0	0	0	0	0
43	100%	100%	100%	0	0	0	0	0	0	0
44	100%	100%	100%	0	0	0	0	0	0	0
45	100%	100%	100%	0	0	0	0	0	0	0
46	100%	100%	100%	0	0	0	0	0	0	0
47	100%	100%	100%	0	0	0	0	0	0	0

	0	0	0	0	0	0	0	0	
	0	0	0	0	0	0	0	0	
	0	0	0	0	0	0	0	0	
	0	0	0	0	0	0	0	0	
	0	0	0	0	0	0	0	0	
-	126	117	108	512	9	881	-	54	50

0	0	0	0	0	0	0	0	0
0	0	0	0	0	0	0	0	0
0	0	0	0	0	0	0	0	0
0	0	0	0	0	0	0	0	0
0	0	0	0	0	0	0	0	0
46	221	4	377	134	125	115	546	10

0
0
0
0
0

-

Week	percentage g	percentage g	percentage g	Bacteriae	Niertrans	Pneumor	Diabete	HIV infe
1	100%	100%	100%	0	0	0	0	0
2	100%	100%	100%	0	0	0	0	0
3	100%	100%	100%	0	0	0	0	0
4	100%	100%	100%	0	0	0	0	0
5	100%	100%	100%	0	0	0	0	0
6	100%	100%	100%	0	0	0	0	0
7	100%	100%	100%	0	0	0	0	0
8	100%	100%	100%	0	0	0	0	0
9	100%	100%	100%	0	0	0	0	0
10	100%	100%	100%	0	0	0	0	0
11	104%	104%	104%	0	-0.77754	0	-5.37364	0
12	87%	87%	87%	0	2.60228	0	17.98446	0
13	75%	75%	75%	0	5.03117	0	34.77061	0
14	73%	73%	73%	0	5.45803	0	37.72071	0
15	73%	73%	73%	0	5.45268	0	37.68368	0
16	76%	76%	76%	0	4.79540	0	33.14123	0
17	84%	84%	84%	0	3.24952	0	22.45760	0
18	85%	85%	85%	0	2.90569	0	20.08137	0
19	90%	90%	90%	0	1.96631	0	13.58924	0
20	93%	93%	93%	0	1.40789	0	9.73	0
21	94%	94%	94%	0	1.20976	0	8.36073	0
22	95%	95%	95%	0	1.01555	0	7.01853	0
23	102%	102%	102%	0	-0.38745	0	-2.67768	0
24	105%	105%	105%	0	-1.08630	0	-7.50745	0
25	107%	107%	107%	0	-1.47240	0	-10.17582	0
26	108%	108%	108%	0	-1.58229	0	-10.93530	0
27	113%	113%	113%	0	-2.68435	0	-18.55167	0
28	114%	114%	114%	0	-2.79799	0	-19.33704	0
29	113%	113%	113%	0	-2.54260	0	-17.57205	0
30	116%	116%	116%	0	-3.19383	0	-22.07271	0
31	114%	114%	114%	0	-2.78617	0	-19.25533	0
32	121%	121%	121%	0	-3.94212	0	-27.83690	0
33	121%	121%	121%	0	-4.07283	0	-28.75991	0
34	114%	114%	114%	0	-2.62945	0	-18.56762	0
35	100%	100%	111%	0	0	0	0	0
36	100%	100%	98%	0	0	0	0	0
37	100%	100%	104%	0	0	0	0	0
38	100%	100%	98%	0	0	0	0	0
39	100%	100%	79%	0	0	0	0	0
40	100%	100%	80%	0	0	0	0	0
41	100%	100%	100%	0	0	0	0	0
42	100%	100%	100%	0	0	0	0	0
43	100%	100%	100%	0	0	0	0	0
44	100%	100%	100%	0	0	0	0	0
45	100%	100%	100%	0	0	0	0	0
46	100%	100%	100%	0	0	0	0	0
47	100%	100%	100%	0	0	0	0	0

48	100%	100%	100%	0	0	0	0	0
49	100%	100%	100%	0	0	0	0	0
50	100%	100%	100%	0	0	0	0	0
51	100%	100%	100%	0	0	0	0	0
52	100%	100%	100%	0	0	0	0	0
totaal	100%	100%	99%	-	5	-	34	-
	0%							
	0,48%							
	39.05401							
	1.07							
	8681.22991							

0		0	0	0	0	0		0
0		0	0	0	0	0		0
0		0	0	0	0	0		0
0		0	0	0	0	0		0
0		0	0	0	0	0		0
42	-	-	6	-	41	46	-	-

Niertransplar	Pneumor	Diabetes mel	HIV infectie	rQALY Verlies (kwadra	Bacterae	Niertrans	Pneumor
0	0	0	0	0	0	0	0
0	0	0	0	0	0	0	0
0	0	0	0	0	0	0	0
0	0	0	0	0	0	0	0
0	0	0	0	0	0	0	0
0	0	0	0	0	0	0	0
0	0	0	0	0	0	0	0
0	0	0	0	0	0	0	0
0	0	0	0	0	0	0	0
0	0	0	0	0	0	0	0
-0.00118	0	-0.00817	0	-0.00934	0.08244	0.03031	0.10632
0.04431	0	0.30620	0	0.34741	0.92338	0.33955	1.19089
0.32019	0	2.21284	0	2.49513	3.45151	1.26922	4.45143
0.40880	0	2.82522	0	3.17165	4.06204	1.49373	5.23883
0.40760	0	2.81691	0	3.18395	4.05407	1.4908	5.22855
0.27725	0	1.91610	0	2.17708	3.13561	1.15305	4.04401
0.08627	0	0.59622	0	0.67714	1.43983	0.52947	1.85696
0.06168	0	0.42628	0	0.48541	1.15125	0.42335	1.48478
0.01911	0	0.13210	0	0.14942	0.52720	0.19387	0.67993
0.00702	0	0.04849	0	0.05480	0.27028	0.09939	0.34858
0.00445	0	0.03076	0	0.03472	0.19956	0.07338	0.25737
0.00263	0	0.01820	0	0.02066	0.14063	0.05171	0.18137
-0.00015	0	-0.00101	0	-0.00114	0.02047	0.00753	0.02640
-0.00322	0	-0.02227	0	-0.02522	0.16090	0.05917	0.20752
-0.00803	0	-0.05547	0	-0.06330	0.29561	0.10871	0.38125
-0.00996	0	-0.06883	0	-0.07899	0.34139	0.12554	0.44029
-0.04863	0	-0.33609	0	-0.38599	0.98254	0.36131	1.26719
-0.05507	0	-0.38061	0	-0.43232	1.06749	0.39255	1.37675
-0.04133	0	-0.28561	0	-0.32228	0.88151	0.32416	1.13689
-0.08191	0	-0.56608	0	-0.62269	1.39090	0.51147	1.79385
-0.05438	0	-0.37581	0	-0.41055	1.05849	0.38924	1.36514
-0.00600	0	-0.04236	0	-0.04579	2.31174	0.15400	2.98147
-0.06948	0	-0.49016	0	-0.53849	2.46759	-0.53251	3.18247
-0.16768	0	-1.18286	0	-1.31788	1.02851	-0.66468	1.32648
0	-17	0	-16.71784		0	0	0
0	-16	0	-15.80263		0	0	0
0	-15	0	-14.92829		0	0	0
0	-14	0	-14.20506		0	0	0
0	-13	0	-13.24286		0	0	0
0	-12	0	-12.29055		0	0	0
0	-11	0	-11.30811		0	0	0
0	-10	0	-10.39367		0	0	0
0	-9	0	-9.38233		0	0	0
0	-8	0	-8.10027		0	0	0
0	-7	0	-7.08774		0	0	0
0	-6	0	-6.07521		0	0	0
0	-5	0	-5.06267		0	0	0

0	-4	0	-4.05014	0	0	0
0	-3	0	-3.03760	0	0	0
0	-2	0	-2.02507	0	0	0
0	-1	0	-1.01253	0	0	0
0	0	0	0	0	0	0
1	-153	8	-146	31	8	41

0	0	0
0	0	0
0	0	0
0	0	0
0		0

58

138

Week	percentage	percentage	percentage	P.A.O.D. (Perifeer arte	Cholecys	Appendix	Aneurys	Hernia f
1	100%	100%	100%	0	0	0	0	0
2	100%	100%	100%	0	0	0	0	0
3	100%	100%	100%	0	0	0	0	0
4	100%	100%	100%	0	0	0	0	0
5	100%	100%	100%	0	0	0	0	0
6	100%	100%	100%	0	0	0	0	0
7	100%	100%	100%	0	0	0	0	0
8	100%	100%	100%	0	0	0	0	0
9	100%	100%	100%	0	0	0	0	0
10	100%	100%	100%	0	0	0	0	0
11	93%	93%	93%	17.92342	3.05522	1.24371	31.97227	28.98101
12	57%	57%	57%	116.64375	19.88307	8.09391	08.07220	88.60540
13	62%	62%	62%	102.31289	17.44024	7.09949	82.50844	65.43334
14	55%	55%	55%	121.11715	20.64561	8.40431	16.05197	95.83860
15	50%	50%	50%	134.84565	22.98577	9.35693	40.54123	18.03670
16	46%	46%	46%	147.26020	25.10195	10.21838	62.68664	38.11023
17	55%	55%	55%	121.63217	20.73340	8.44005	16.97067	96.67136
18	46%	46%	46%	147.27516	25.10450	10.21942	62.71332	38.13442
19	50%	50%	50%	135.18042	23.04283	9.38016	41.13841	18.57801
20	68%	68%	68%	86.04552	14.66731	5.97070	53.49028	39.13006
21	53%	53%	53%	128.84082	21.96218	8.94026	29.82965	08.32728
22	78%	78%	78%	61.08029	10.41174	4.23836	08.95663	98.76288
23	66%	66%	66%	92.58328	15.78173	6.42435	65.15250	49.70119
24	81%	81%	81%	52.44507	8.93978	3.63916	93.55290	84.80029
25	80%	80%	80%	54.09526	9.22107	3.75367	96.49656	87.46854
26	75%	75%	75%	68.05596	11.60081	4.72240	21.40001	10.04209
27	75%	75%	75%	67.47797	11.50228	4.68229	20.36898	09.10752
28	89%	89%	89%	29.62892	5.05054	2.05595	52.85286	47.90806
29	82%	82%	82%	49.36862	8.41537	3.42569	88.06506	79.82588
30	92%	92%	92%	22.41818	3.82140	1.55560	39.99014	36.24875
31	94%	94%	94%	15.92243	2.71414	1.10486	28.40286	25.74555
32	94%	94%	94%	15.67537	2.67202	1.08771	27.96214	25.34607
33	93%	93%	93%	18	3	1	33	30
34	99%	99%	99%	3	1	0	6	5
35	100%	100%	80%	0	0	0	0	0
36	100%	100%	98%	0	0	0	0	0
37	100%	100%	100%	0	0	0	0	0
38	100%	100%	102%	0	0	0	0	0
39	100%	100%	91%	0	0	0	0	0
40	100%	100%	88%	0	0	0	0	0
41	100%	100%	100%	0	0	0	0	0
42	100%	100%	100%	0	0	0	0	0
43	100%	100%	100%	0	0	0	0	0
44	100%	100%	100%	0	0	0	0	0
45	100%	100%	100%	0	0	0	0	0
46	100%	100%	100%	0	0	0	0	0
47	100%	100%	100%	0	0	0	0	0

48	100%	100%	100%	0	0	0	0	0
49	100%	100%	100%	0	0	0	0	0
50	100%	100%	100%	0	0	0	0	0
51	100%	100%	100%	0	0	0	0	0
52	100%	100%	100%	0	0	0	0	0
totaal	87%	87%	86%	1,809	308	126	3,228	2,926
	13%							
	12.40%							
	10732.66734							
	0.97							
	83770.39602							

0	0		0	0	0	0	0	0
0	0		0	0	0	0	0	0
0	0		0	0	0	0	0	0
0	0		0	0	0	0	0	0
0	0		0	0	0	0	0	0
2,336	10,387	-	698	119	48	1,245	1,128	901

0		0	0	0	0	0	0	0
0		0	0	0	0	0	0	0
0		0	0	0	0	0	0	0
0		0	0	0	0	0	0	0
0		0	0	0	0	0	0	0
3,987	-	304	52	21	543	492	393	1,729

0	0	0	0	0	0	0
0	0	0	0	0	0	0
0	0	0	0	0	0	0
0	0	0	0	0	0	0
0	0	0	0	0	0	0
698	119	48	1,245			4,139

Week	percentage	percentage	percentage	Angina p	Atrium fi	Chronisc	Impuls-	Overige	QALY	Verlies (co
1	100%	100%	100%	0	0	0	0	0	0	0
2	100%	100%	100%	0	0	0	0	0	0	0
3	100%	100%	100%	0	0	0	0	0	0	0
4	100%	100%	100%	0	0	0	0	0	0	0
5	100%	100%	100%	0	0	0	0	0	0	0
6	100%	100%	100%	0	0	0	0	0	0	0
7	100%	100%	100%	0	0	0	0	0	0	0
8	100%	100%	100%	0	0	0	0	0	0	0
9	100%	100%	100%	0	0	0	0	0	0	0
10	100%	100%	100%	0	0	0	0	0	0	0
11	95%	95%	95%	4.97245	1.70789	3.05038	6.76361	11.82362	29.71612	
12	69%	69%	69%	30.95943	10.63367	18.99223	42.11148	73.61604	185.39098	
13	59%	59%	59%	41.77516	14.34856	25.62720	56.82320	99.33394	245.82407	
14	50%	50%	50%	50.88682	17.47815	31.21679	69.21701	120.99985	302.58916	
15	61%	61%	61%	39.04986	13.41250	23.95535	53.11621	92.85366	232.53566	
16	52%	52%	52%	48.25872	16.57548	29.60458	65.64224	114.75071	1273.56159	
17	75%	75%	75%	24.83254	8.52926	15.23365	33.77759	59.04738	133.26480	
18	66%	66%	66%	34.83166	11.96367	21.36767	47.37855	82.82353	174.27103	
19	73%	73%	73%	26.99468	9.27189	16.56003	36.71857	64.18858	148.74405	
20	86%	86%	86%	13.77222	4.73036	8.44864	18.73317	32.74789	76.95977	
21	72%	72%	72%	28.44987	9.77171	17.45273	38.69794	67.64875	159.52411	
22	97%	97%	97%	2.92979	1.00630	1.79729	3.98514	6.96652	16.07097	
23	78%	78%	78%	22.39468	7.69192	13.73814	30.46158	53.25058	122.26554	
24	94%	94%	94%	6.20844	2.13242	3.80860	8.44481	14.76257	35.29661	
25	103%	103%	103%	-3.05291	-1.04859	-1.87282	-4.15261	-7.25928	-17.29387	
26	92%	92%	92%	8.47512	2.91096	5.19911	11.52799	20.15235	50.60839	
27	99%	99%	99%	0.81492	0.27990	0.49992	1.10847	1.93774	4.92084	
28	102%	102%	102%	-1.97027	-0.67673	-1.20867	-2.67999	-4.68496	-11.64994	
29	104%	104%	104%	-3.61957	-1.24322	-2.22045	-4.92340	-8.60670	-20.09047	
30	93%	93%	93%	7.14248	2.45324	4.38159	9.71531	16.98355	36.42942	
31	103%	103%	103%	-3.49914	-1.20185	-2.14656	-4.75958	-8.32033	-17.23330	
32	102%	102%	102%	-2.27298	-0.78070	-1.39437	-3.09174	-5.40474	-11.00672	
33	98%	98%	98%	2.18241	0.74960	1.33881	2.96855	5.18939	11.04447	
34	102%	102%	102%	-2.08453	-0.70373	-1.23012	-2.78987	-4.13421	-9.90317	
35	100%	100%	99%	0	0	0	0	0	0	0
36	100%	100%	101%	0	0	0	0	0	0	0
37	100%	100%	109%	0	0	0	0	0	0	0
38	100%	100%	106%	0	0	0	0	0	0	0
39	100%	100%	97%	0	0	0	0	0	0	0
40	100%	100%	100%	0	0	0	0	0	0	0
41	100%	100%	100%	0	0	0	0	0	0	0
42	100%	100%	100%	0	0	0	0	0	0	0
43	100%	100%	100%	0	0	0	0	0	0	0
44	100%	100%	100%	0	0	0	0	0	0	0
45	100%	100%	100%	0	0	0	0	0	0	0
46	100%	100%	100%	0	0	0	0	0	0	0
47	100%	100%	100%	0	0	0	0	0	0	0

	0	0	0	0	0	0	0	0	
	0	0	0	0	0	0	0	0	
	0	0	0	0	0	0	0	0	
	0	0	0	0	0	0	0	0	
	0	0	0	0	0	0	0	0	
-	132	45	81	179		753	-	51	17

0	0	0	0	0	0	0	0	0
0	0	0	0	0	0	0	0	0
0	0	0	0	0	0	0	0	0
0	0	0	0	0	0	0	0	0
0	0	0	0	0	0	0	0	0
31	69	121	293	133	46	82	181	

0	0	0	0	0	0	0
0	0	0	0	0	0	0
0	0	0	0	0	0	0
0	0	0	0	0	0	0
0	0	0	0	0	0	0
758	51	17	31	69	121	-

Week	percentage	percentage	percentage	Cyclussto	Incontine	Gespecia	Cervixaf	Benigne	QALY	Verlies (co
1	100%	100%	100%	0	0	0	0	0	0	0
2	100%	100%	100%	0	0	0	0	0	0	0
3	100%	100%	100%	0	0	0	0	0	0	0
4	100%	100%	100%	0	0	0	0	0	0	0
5	100%	100%	100%	0	0	0	0	0	0	0
6	100%	100%	100%	0	0	0	0	0	0	0
7	100%	100%	100%	0	0	0	0	0	0	0
8	100%	100%	100%	0	0	0	0	0	0	0
9	100%	100%	100%	0	0	0	0	0	0	0
10	100%	100%	100%	0	0	0	0	0	0	0
11	111%	111%	111%	-9.99389	-10.95679	0	0	0	-22.24654	
12	79%	79%	79%	19.57444	21.46042	0	0	0	42.88933	
13	72%	72%	72%	26.07002	28.58183	0	0	0	55.40898	
14	55%	55%	55%	42.42673	46.51449	0	0	0	88.47067	
15	71%	71%	71%	27.71699	30.38749	0	0	0	58.90581	
16	67%	67%	67%	31.58590	34.62916	0	0	0	62.728	
17	82%	82%	82%	16.59203	18.19065	0	0	0	30.83936	
18	65%	65%	65%	32.78177	35.94025	0	0	0	59.82483	
19	75%	75%	75%	23.99772	26.30987	0	0	0	46.90659	
20	79%	79%	79%	19.68142	21.57770	0	0	0	40.25509	
21	71%	71%	71%	26.95201	29.54881	0	0	0	52.41743	
22	80%	80%	80%	19.23213	21.08512	0	0	0	39.40037	
23	65%	65%	65%	33.39524	36.61283	0	0	0	70.21472	
24	79%	79%	79%	19.61937	21.50967	0	0	0	43.62811	
25	74%	74%	74%	24.47850	26.83697	0	0	0	53.50578	
26	81%	81%	81%	17.69447	19.39931	0	0	0	39.57474	
27	81%	81%	81%	17.81293	19.52918	0	0	0	37.99483	
28	73%	73%	73%	25.83054	28.31927	0	0	0	51.84025	
29	90%	90%	90%	8.96497	9.82873	0	0	0	16.21838	
30	78%	78%	78%	21.11956	23.15441	0	0	0	35.43874	
31	91%	91%	91%	8.76406	9.60846	0	0	0	14.14004	
32	85%	85%	85%	14.40835	15.79657	0	0	0	23.41221	
33	79%	79%	79%	19.76042	21.66431	0	0	0	34.25880	
34	99%	99%	99%	1.18312	1.29711	0	0	0	2.25129	
35	100%	100%	92%	0	0	0	0	0	0	0
36	100%	100%	83%	0	0	0	0	0	0	0
37	100%	100%	96%	0	0	0	0	0	0	0
38	100%	100%	96%	0	0	0	0	0	0	0
39	100%	100%	81%	0	0	0	0	0	0	0
40	100%	100%	78%	0	0	0	0	0	0	0
41	100%	100%	100%	0	0	0	0	0	0	0
42	100%	100%	100%	0	0	0	0	0	0	0
43	100%	100%	100%	0	0	0	0	0	0	0
44	100%	100%	100%	0	0	0	0	0	0	0
45	100%	100%	100%	0	0	0	0	0	0	0
46	100%	100%	100%	0	0	0	0	0	0	0
47	100%	100%	100%	0	0	0	0	0	0	0

	0	0			0		0	0
	0	0			0		0	0
	0	0			0		0	0
	0	0			0		0	0
	0	0			0		0	0
-	133	146	-	-	268	-	39	43

0	0	0	0	0	0	0	0	0
0	0	0	0	0	0	0	0	0
0	0	0	0	0	0	0	0	0
0	0	0	0	0	0	0	0	0
0	0	0	0	0	0	0	0	0
-	-	-	79	135.26474148.30871	0	0		

QALY Verlies (lineair)

0
0
0
0
0
0
0
0
0
0
2.35730
8.90136
15.31578
39.79756
17.31098
21.00739
5.42528
20.79368
11.93497
8.40030
14.97906
8.03425
24.86167
9.07547
13.88683
7.42460
7.17592
14.19770
1.54161
7.93562
1.31393
3.57663
7.17771
0.43804
0
0
0
0
0
0
0
0
0
0
0
0
0

0
0
0
0
0

272.86361

Week	percentage	percentage wegval verwacht
1	100%	
2	100%	
3	100%	
4	100%	
5	100%	
6	100%	
7	100%	
8	100%	
9	100%	
10	100%	
11	96%	
12	60%	
13	52%	
14	46%	
15	53%	
16	47%	
17	64%	
18	58%	
19	65%	
20	81%	
21	69%	
22	89%	
23	76%	
24	93%	
25	96%	
26	89%	
27	95%	
28	97%	
29	99%	
30	95%	
31	102%	
32	103%	
33	102%	
34	102%	
35	100%	100%
36		100%
37		100%
38		100%
39		100%
40		100%
41		100%
42		100%
43		100%
44		100%

45	100%
46	100%
47	100%
48	100%
49	100%
50	100%
51	100%
52	100%

specialisme	groeifactor/groeifactor operaties 1820	
Anesthesiologie	1.01197	
Cardiologie	0.99583	0.99583
Cardiothoracale chirurgie		
Dermatologie		
Heelkunde	1.06070	1.06070
Interne geneeskunde	0.98377	
Keel-neus-oorheelkunde	1.00494	1.00494
Kindergeneeskunde		
Klinische geriatrie		
Longziekten	1.02245	
Maag-darm-leverziekten	1.11668	1.11668
Neurochirurgie		
Neurologie	0.98566	
onbekend		
Oogheelkunde	1.00449	1.00449
Orthopedie	1.02808	1.02808
Plastische chirurgie		
Radiologie		
Radiotherapie		
Urologie	1.06121	1.06121
Verloskunde en gynaecologie	1.01152	1.01152

0.01197	1.01197		
-0.00417	0.99583	1.00210	1.03453

0.06070	1.06070	1.03375	
-0.01623	0.98377	1.03582	
0.00494	1.00494	1.00894	0.99467

0.02245	1.02245	1.11947	
0.11668	1.11668	1.11564	

-0.01434	0.98566	1.07401	
----------	---------	---------	--

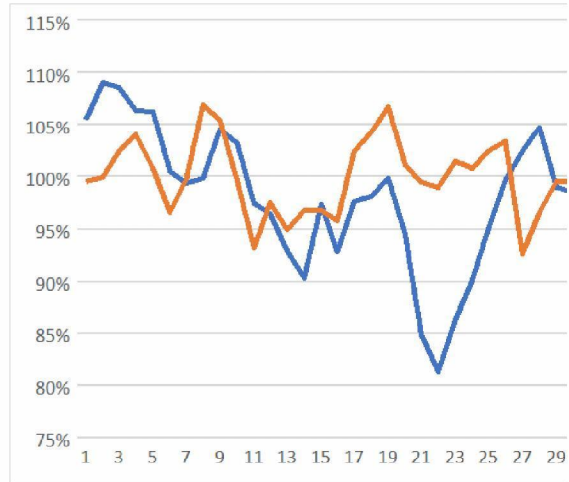
0.00449	1.00449	1.03313	1.04310
0.02808	1.02808	0.95493	0.94261

0.06121	1.06121	1.06494	1.05175
0.01152	1.01152	0.99263	0.95288

	Gynaec	Cardiole	Heelku	Interne	KNO	Longzie	Neurolo	Ooghee	Orthopi
1	107%	103%	103%	101%	105%	101%	100%	107%	109%
2	113%	104%	109%	102%	107%	105%	106%	113%	115%
3	110%	104%	107%	102%	108%	104%	105%	112%	111%
4	108%	103%	105%	102%	108%	101%	101%	111%	110%
5	110%	104%	104%	103%	105%	101%	99%	110%	111%
6	109%	103%	103%	102%	105%	100%	97%	107%	112%
7	107%	104%	103%	101%	103%	100%	99%	106%	109%
8	101%	101%	99%	99%	101%	99%	99%	101%	104%
9	103%	103%	99%	99%	101%	100%	99%	101%	105%
10	103%	103%	100%	100%	109%	100%	97%	103%	107%
11	106%	105%	103%	100%	113%	103%	100%	103%	110%
12	105%	105%	104%	99%	113%	103%	102%	99%	112%
13	101%	103%	100%	99%	105%	103%	101%	95%	109%
14	99%	104%	100%	98%	104%	99%	100%	102%	109%
15	101%	105%	102%	99%	99%	100%	103%	107%	110%
16	95%	100%	97%	99%	92%	97%	103%	101%	101%
17	89%	94%	92%	99%	87%	96%	100%	89%	88%
18	87%	88%	86%	99%	89%	92%	94%	84%	83%
19	93%	97%	92%	99%	97%	99%	98%	92%	89%
20	98%	98%	91%	99%	97%	101%	102%	97%	93%
21	93%	98%	92%	99%	95%	101%	105%	99%	94%
22	98%	96%	95%	99%	97%	98%	105%	100%	97%
23	100%	96%	99%	99%	105%	97%	101%	100%	100%
24	106%	100%	102%	99%	105%	99%	103%	102%	101%
25	104%	99%	103%	100%	100%	100%	102%	100%	101%
26	107%	105%	108%	100%	97%	102%	105%	105%	104%
27	102%	106%	109%	100%	99%	102%	102%	105%	99%
28	96%	104%	102%	99%	96%	101%	101%	100%	89%
29	86%	97%	95%	99%	88%	97%	99%	89%	76%
30	80%	90%	86%	96%	87%	93%	95%	79%	69%
31	77%	86%	83%	95%	84%	91%	91%	73%	64%
32	78%	85%	83%	95%	78%	92%	90%	70%	64%
33	83%	89%	88%	96%	75%	96%	93%	78%	69%
34	91%	91%	94%	98%	85%	99%	97%	87%	80%
35	99%	96%	101%	98%	97%	101%	98%	97%	93%
36	102%	99%	103%	99%	103%	101%	98%	101%	102%
37	100%	105%	105%	100%	101%	100%	98%	102%	104%
38	99%	105%	105%	101%	110%	101%	98%	104%	106%
39	99%	104%	108%	102%	105%	101%	98%	105%	108%
40	103%	103%	107%	102%	104%	105%	99%	107%	109%
41	99%	103%	107%	103%	98%	104%	103%	104%	103%
42	96%	104%	103%	104%	100%	103%	104%	98%	97%
43	91%	105%	101%	104%	101%	99%	105%	94%	92%
44	107%	103%	96%	101%	105%	101%	100%	107%	109%

45	107%	103%	103%	101%	105%	101%	100%	107%	109%
46	107%	103%	103%	101%	105%	101%	100%	107%	109%
47	107%	103%	103%	101%	105%	101%	100%	107%	109%
48	107%	103%	103%	101%	105%	101%	100%	107%	109%
49	107%	103%	103%	101%	105%	101%	100%	107%	109%
50	107%	103%	103%	101%	105%	101%	100%	107%	109%
51	107%	103%	103%	101%	105%	101%	100%	107%	109%
52	107%	103%	103%	101%	105%	101%	100%	107%	109%
	95%	98%	96%	98%	95%	99%	100%	94%	92%

Urologi	MDL	Anaesthesiologie
	104%	106%
1.11153	109%	100%
1.10438	111%	98%
1.09743	109%	101%
1.08399	109%	102%
1.05218	106%	104%
1.02033	106%	101%
0.96462	103%	99%
0.97595	100%	97%
0.98834	100%	97%
1.04207	99%	100%
1.08272	104%	105%
1.09172	100%	107%
1.10942	103%	108%
1.06480	105%	105%
0.99399	103%	100%
0.90669	98%	101%
0.89806	90%	97%
0.93266	98%	101%
0.93315	97%	93%
0.93593	97%	98%
0.96434	93%	95%
0.99960	90%	97%
1.00569	97%	97%
1.00791	93%	96%
1.04499	98%	102%
1.03912	98%	104%
0.99635	100%	107%
0.93089	95%	101%
0.87537	85%	100%
0.83165	81%	99%
0.81903	86%	101%
0.84113	90%	101%
0.89258	95%	102%
0.95417	100%	103%
0.98157	102%	93%
1.00168	105%	97%
1.01140	99%	100%
1.03438	99%	100%
1.04475	98%	100%
1.01072	102%	100%
0.96009	97%	100%
0.92095	95%	100%
1.04417	106%	100%



1.04417	106%	100%
1.04417	106%	100%
1.04417	106%	100%
1.04417	106%	100%
1.04417	106%	100%
1.04417	106%	100%
1.04417	106%	100%
1.04417	106%	100%
1.04417	106%	100%
97%	96%	101%

