

A large version of the HOMED-IQ logo, consisting of a stylized cross icon in a circle with a blue-to-pink gradient, followed by the text "HOMED-IQ" in blue and red. Below the logo is the tagline "The Easiest Way to Track Your Health" in a dark blue serif font.

HOMED-IQ[®]

The Easiest Way to Track Your Health

1. Everlywell

COVID-19 Test Home Collection Kit

Find out whether you are currently infected with SARS-CoV-2. The Everlywell COVID-19 Test Home Collection Kit and our lab partners have received Emergency Use Authorization from the FDA. After an online screening, you can collect your sample and send it for processing to a certified lab for secure digital results within 72 hours of the lab receiving your sample. A telehealth consult is available to guide you through your next steps.

Measures

This rt-PCR test determines presence or absence of RNA from SARS-CoV-2 virus

Collection Method

📌 Self-collected nasal swab

Available results in

72 hours of the lab receiving your sample. Samples cannot be returned on the weekend.



This test must be covered by your insurance provider, according to federal law. An itemized receipt will be available for download and submission for reimbursement once your results are released. [Learn more >](#)

COVID-19 Test Home Collection Kit \$109

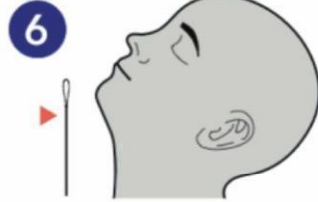
[Check Availability](#)

Everlywell – sample collection process



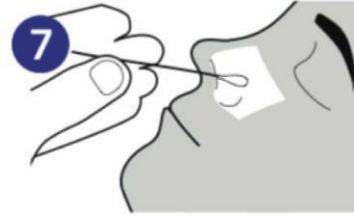
5 Prep space and wash hands

Disinfect surfaces where you will be completing your test. Blow your nose. Then thoroughly wash your hands with soap and water for 20 seconds prior to collection.



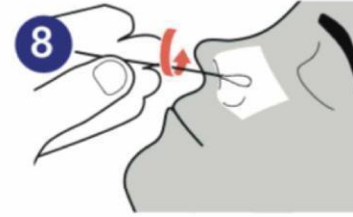
6 Prepare to collect

Before inserting the swab, locate the perforation on the swab (near the tip) as you will need this after you collect your sample. Then tilt your head back to approximately a 45 degree angle.



7 Insert nasal swab

Hold the swab below the perforation line. Gently and slowly insert the swab into your nostril, **about 1 inch** until gentle resistance is met.



8 Collect swab sample

Rotate the swab 3 times all the way around the nasal wall with a slight pressure. Remove swab. **Repeat this process in the other nostril using the same swab.**



9 Place the swab sample in the tube

Place the swab sample (tip down) in the tube without spilling the liquid. Break the swab at the perforated line (near the tip) and leave in tube. Tightly seal cap.



10 Place tube into bag

Place absorbent sheet and sample tube into the protective biohazard bag. Follow return instructions on the reverse.

What's next? →

2. Pixel by LabCorp



[Sign-in](#) | [Register Kit](#) | [Help](#)

[OUR TESTS](#)

[BLOG](#)

[OUR LAB](#)



COVID-19 Test (At-Home Kit)

[GET STARTED](#)

Sample Type: Nasal Swab

Collection Type: At-Home Kit

Find out if you currently have COVID-19 without leaving home.

We'll send you an at-home kit to collect your nasal swab sample and ship it back to our lab. Our lab will test your sample for SARS-CoV-2, the virus that causes coronavirus disease (also called COVID-19), a respiratory illness.

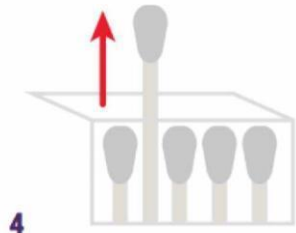
The average time to deliver results is currently 24-48 hrs from when your sample is received at the lab. Our labs process samples seven days a week.

Please note this test does not detect antibodies or immunity; it is designed to determine active infection with the virus that causes COVID-19. For more information on antibody testing visit [LabCorp.com](https://www.labcorp.com).

ADDITIONAL INFORMATION >

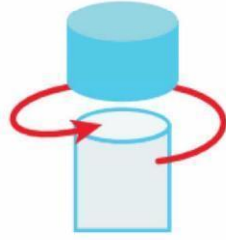
* Pixel by LabCorp offers this test and collection kit with an FDA Emergency Use Authorization. This means that while the laboratory performing this test has validation data to support offering this test and the collection kit, neither have been approved or cleared by the FDA. This test has only been authorized by FDA for detection of nucleic acid from SARS-CoV-2 (i.e., the COVID-19 virus), and not for any other virus or pathogen. It is only authorized during the duration of the COVID-19 emergency declaration by federal regulators. LabCorp may modify or cease to offer the test and the test kit upon direction of state or federal regulators in its sole discretion. Please see the [Patient Fact Sheet](#) and the [Health Care Provider Fact Sheet](#) for additional information.

Pixel by LabCorp – Collection process



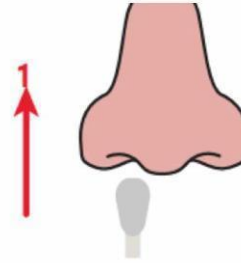
4

Take one of the cotton swabs out of its package. Do not touch the cotton tip of the swab with your hands. You will only need one of the cotton swabs but the rest have been provided as backups.



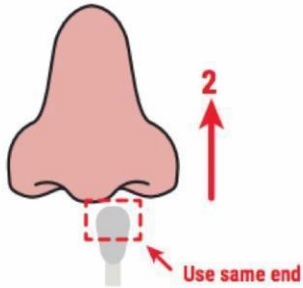
5

Screw off the top of the collection tube. Hold swab in one hand and collection tube in the other being careful not to spill the liquid. Do not drink the liquid.



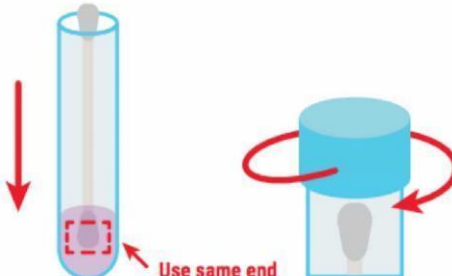
6

Insert the tip of the cotton swab into one nostril. The cotton swab does not need to be inserted far – insert just until the cotton tip of the swab is no longer visible. Rotate the swab in a circle around the entire inside edge of your nostril at least 3 times.



7

Take the cotton swab out of your nostril. Using the same end of the cotton swab, repeat step 6 in your other nostril.



8

Remove the cotton swab from your second nostril and place in the collection tube. The end of the cotton swab that went into your nose should be placed into the tube first so that it sits down in the liquid. Screw the top of the collection tube back on.



9

Wash and dry hands thoroughly again. Insert collection tube into the biohazard specimen bag. Seal the biohazard specimen bag by closing the zip lock seal. Fold the specimen bag in half and lay the bag on one half of the gel pack.

3. LetsgetChecked



Coronavirus Test (COVID-19) £139

★★★★★ ★ Trustpilot

In Stock • Free Express Delivery

Fast and convenient home test for SARS-CoV-2.

- ✓ A gentle lower nasal swab
- ✓ Online results, typically within 24-72 hours after reaching the lab [Learn more](#)
- ✓ Official lab report provided

Add to cart

Free express shipping for orders of this test.



Need to make a large order?
Organisation queries



Promotional discounts don't apply to this test

Our Coronavirus Test (COVID-19) requires a gentle lower nasal swab to be collected by you in the home. The test-kit comes with a prepaid return shipping label for easy returns to our CLIA-certified labs. Your sample is analysed in our lab using an extremely accurate RT-PCR based test to confirm the presence of coronavirus (COVID-19). We aim to deliver your result within 24-72 hours of your sample being received in our laboratory.

LetsGetChecked - collection method – lower nasal swab

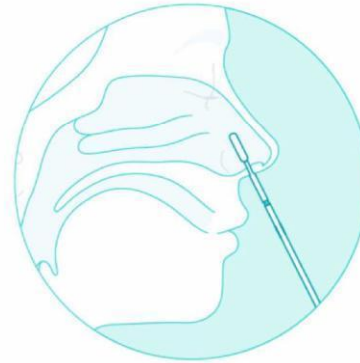
2

Gentle & non-invasive sample collection

Self-collect your sample from home following the instructions provided. This is an easy to follow and gentle process, no different to using a cotton swab to clean the inside of your nose.

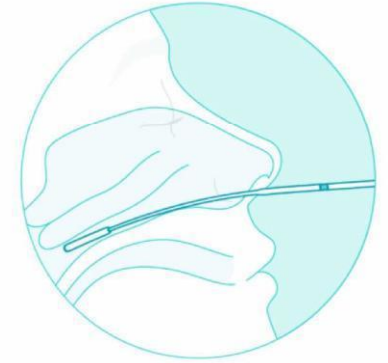


Watch the full sample collection process



Our test

Gentle & non-invasive



Hospital tests

More invasive & uncomfortable

Testing package



4. Vault – Saliva test

VAULT HEALTH × **RUCDR** INFINITE BIOLOGICS × **SPECTRUM** SOLUTIONS

COVID-19 TEST KIT

THE FIRST FDA EUA AUTHORIZED SALIVA TEST

We have teamed up with RUCDR Infinite Biologics and Spectrum Solutions to offer saliva testing in your home for the novel coronavirus, SARS-CoV-2, the virus that causes COVID-19.

INDIVIDUAL TEST **\$150**


Connects directly with your smartphone.

ORDER YOUR TEST

CORPORATE TESTING

Requires on-site testing for clients.

LEARN MORE



5. NHS // sample collection instruction video

<https://www.youtube.com/watch?v=zCqo7MhQT6U>