

The future of COVID-19: evolutionary and immunological lessons from other viruses

5.1.2e

Department of Infectious Disease Epidemiology
London School of Hygiene & Tropical Medicine

NITAG meeting
March 2021



centre for
mathematical
modelling of
infectious
diseases

cmmid.github.io/topics/covid19



Motivation

- Childhood immunisation programmes have led to elimination of viruses with little antigenic variation – such as **measles and rubella** – in many countries.
- But viruses such as **influenza** undergo frequent antigenic turnover, necessitating regular vaccine updates and re-vaccination.
- What might the **future of COVID-19** look like?

Effectiveness of available vaccines

Pathogen	Vaccine effectiveness (% mean, 95% CI)	Basic reproduction number, R_0
Measles	96 (72–99)	12.0 (6.0–18.0)
Mumps	86 (65–92)	4.2 (3.6–4.5)
Rubella	89 (58–97)	4.7 (3.4–7.8)
Varicella	95 (92–97)	6.5 (3.3–16.9)
SARS-CoV-2 (pre-B.1.1.7)	86 (76–97)*	2.7 (1.5–3.8)
SARS-CoV-2 (B.1.1.7)	86 (76–97)*	4.5 (2.5–6.4)
Influenza A/H1N1 (post-2009)	61 (57–65)	1.4 (1.2–2.0)
Influenza A/H3N2	33 (22–43)	2.1 (1.6–2.5)
Influenza B	54 (46–61)	2.1 (1.6–2.5)

*two dose BNT162b2 effectiveness against infection, with single dose at 72% (58-86%) [Hall et al, SSRN]

Hodgson et al. CMMID working paper, 2021

Are vaccines sufficiently effective to reach herd immunity in theory?

$$\text{HIT} = 1 - 1/R_0$$

Pathogen	Vaccine effectiveness (% , mean, 95% CI)	Basic reproduction number, R_0	Herd immunity threshold (%)
Measles	96 (72–99)	12.0 (6.0–18.0)	92 (83–94)
Mumps	86 (65–92)	4.2 (3.6–4.5)	76 (72–78)
Rubella	89 (58–97)	4.7 (3.4–7.8)	79 (71–87)
Varicella	95 (92–97)	6.5 (3.3–16.9)	85 (70–94)
SARS-CoV-2 (pre-B.1.1.7)	86 (76–97)*	2.7 (1.5–3.8)	63 (35–74)
SARS-CoV-2 (B.1.1.7)	86 (76–97)*	4.5 (2.5–6.4)	78 (61–84)
Influenza A/H1N1 (post-2009)	61 (57–65)	1.4 (1.2–2.0)	29 (17–50)
Influenza A/H3N2	33 (22–43)	2.1 (1.6–2.5)	51 (38–60)
Influenza B	54 (46–61)	2.1 (1.6–2.5)	51 (38–60)

*two dose BNT162b2 effectiveness against infection, with single dose at 72% (58–86%) [Hall et al, SSRN]

Are vaccines sufficiently effective to reach herd immunity in theory?

$$\text{HIT} = 1 - 1/R_0$$

Pathogen	Vaccine effectiveness (% , mean, 95% CI)	Basic reproduction number, R_0	Herd immunity threshold (%)
Measles	96 (72–99)	12.0 (6.0–18.0)	92 (83–94)
Mumps	86 (65–92)	4.2 (3.6–4.5)	76 (72–78)
Rubella	89 (58–97)	4.7 (3.4–7.8)	79 (71–87)
Varicella	95 (92–97)	6.5 (3.3–16.9)	85 (70–94)
SARS-CoV-2 (pre-B.1.1.7)	86 (76–97)*	2.7 (1.5–3.8)	63 (35–74)
SARS-CoV-2 (B.1.1.7)	86 (76–97)*	4.5 (2.5–6.4)	78 (61–84)
Influenza A/H1N1 (post-2009)	61 (57–65)	1.4 (1.2–2.0)	29 (17–50)
Influenza A/H3N2	33 (22–43)	2.1 (1.6–2.5)	51 (38–60)
Influenza B	54 (46–61)	2.1 (1.6–2.5)	51 (38–60)

*two dose BNT162b2 effectiveness against infection, with single dose at 72% (58–86%) [Hall et al, SSRN]

Hodgson et al. CMMID working paper, 2021

Are vaccines sufficiently effective to reach herd immunity in theory?

$$\text{HIT} = 1 - 1/R_0$$

Pathogen	Vaccine effectiveness (% , mean, 95% CI)	Basic reproduction number, R_0	Herd immunity threshold (%)
Measles	96 (72–99)	12.0 (6.0–18.0)	92 (83–94)
Mumps	86 (65–92)	4.2 (3.6–4.5)	76 (72–78)
Rubella	89 (58–97)	4.7 (3.4–7.8)	79 (71–87)
Varicella	95 (92–97)	6.5 (3.3–16.9)	85 (70–94)
SARS-CoV-2 (pre-B.1.1.7)	86 (76–97)*	2.7 (1.5–3.8)	63 (35–74)
SARS-CoV-2 (B.1.1.7)	86 (76–97)*	4.5 (2.5–6.4)	78 (61–84)
Influenza A/H1N1 (post-2009)	61 (57–65)	1.4 (1.2–2.0)	29 (17–50)
Influenza A/H3N2	33 (22–43)	2.1 (1.6–2.5)	51 (38–60)
Influenza B	54 (46–61)	2.1 (1.6–2.5)	51 (38–60)

*two dose BNT162b2 effectiveness against infection, with single dose at 72% (58–86%) [Hall et al, SSRN]

Hodgson et al. CMMID working paper, 2021

Are vaccines sufficiently effective to reach herd immunity in theory?

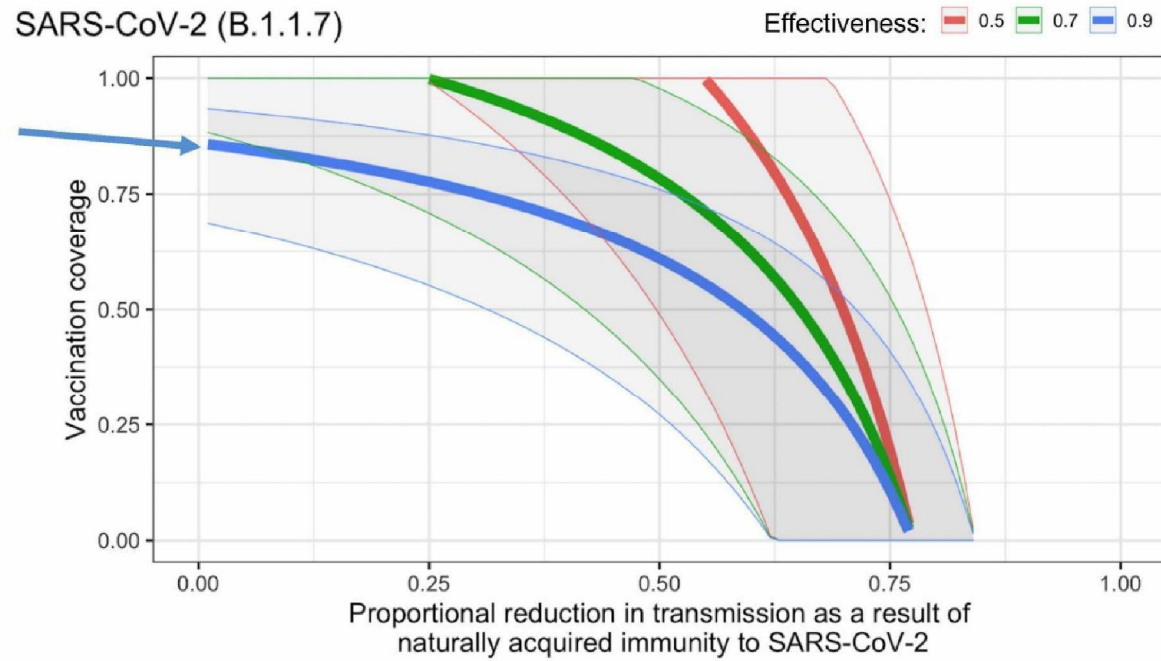
$$\text{HIT} = 1 - 1/R_0$$

Pathogen	Vaccine effectiveness (% , mean, 95% CI)	Basic reproduction number, R_0	Herd immunity threshold (%)
Measles	96 (72–99)	12.0 (6.0–18.0)	92 (83–94)
Mumps	86 (65–92)	4.2 (3.6–4.5)	76 (72–78)
Rubella	89 (58–97)	4.7 (3.4–7.8)	79 (71–87)
Varicella	95 (92–97)	6.5 (3.3–16.9)	85 (70–94)
SARS-CoV-2 (pre-B.1.1.7)	86 (76–97)*	2.7 (1.5–3.8)	63 (35–74)
SARS-CoV-2 (B.1.1.7)	86 (76–97)*	4.5 (2.5–6.4)	78 (61–84)
Influenza A/H1N1 (post-2009)	61 (57–65)	1.4 (1.2–2.0)	29 (17–50)
Influenza A/H3N2	33 (22–43)	2.1 (1.6–2.5)	51 (38–60)
Influenza B	54 (46–61)	2.1 (1.6–2.5)	51 (38–60)

*two dose BNT162b2 effectiveness against infection, with single dose at 72% (58–86%) [Hall et al, SSRN]

What about additional immunity from natural infections?

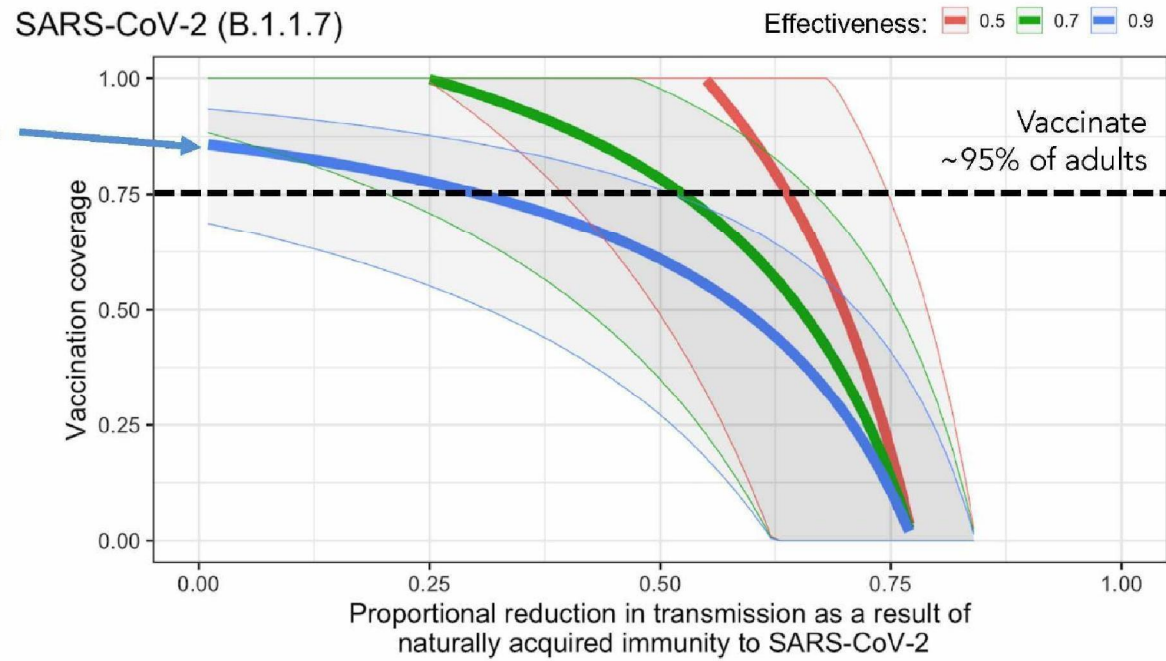
Plausible based
on early two dose
BNT162b2 data



Hodgson et al. CMMID working paper, 2021

What about additional immunity from natural infections?

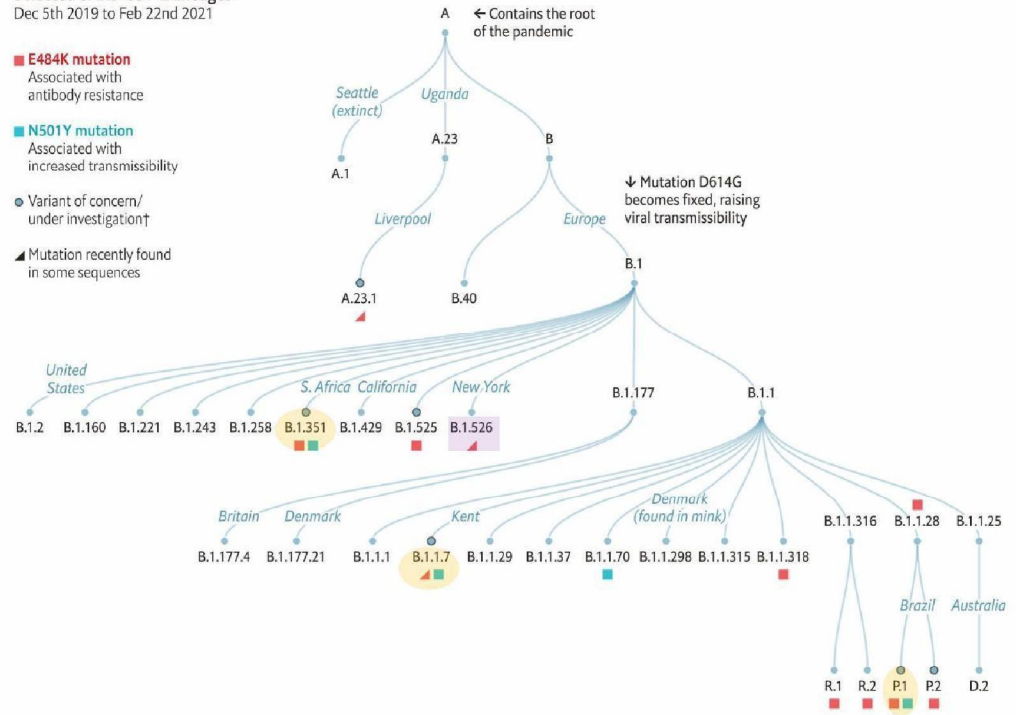
Plausible based
on early two dose
BNT162b2 data



Hodgson et al. CMMID working paper, 2021

Selected SARS-CoV-2 lineages*
Dec 5th 2019 to Feb 22nd 2021

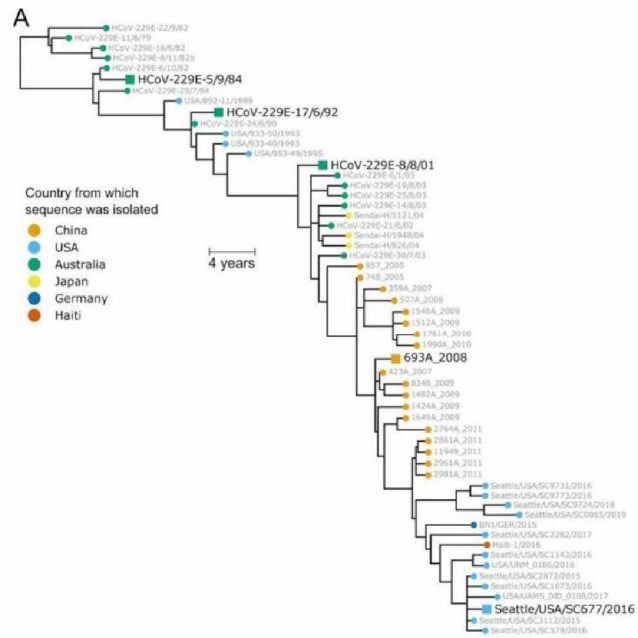
- **E484K mutation**
Associated with antibody resistance
- **N501Y mutation**
Associated with increased transmissibility
- Variant of concern/ under investigation†
- ▲ Mutation recently found in some sequences



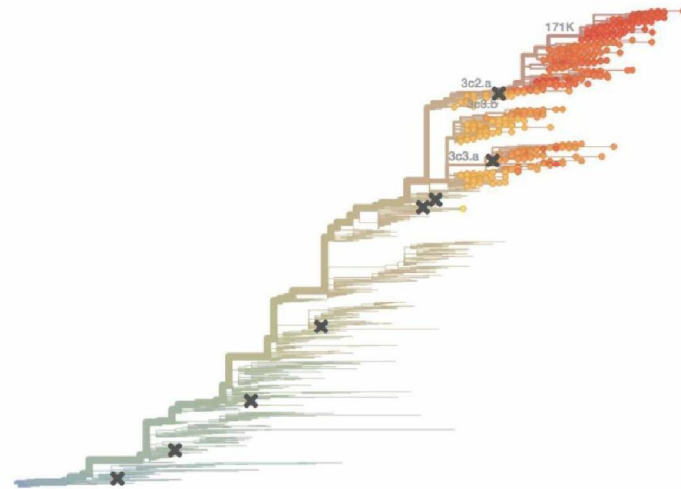
*36 of 880 lineages containing 68% of all 560,000 samples designate †By Public Health England

Seasonal coronaviruses undergo antigenic evolution like influenza

Human coronavirus 229E:



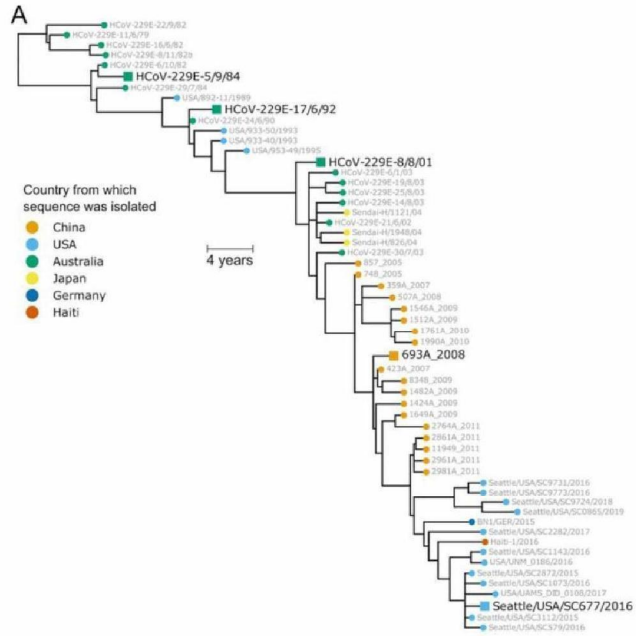
Influenza A/H3N2 (2005–17):



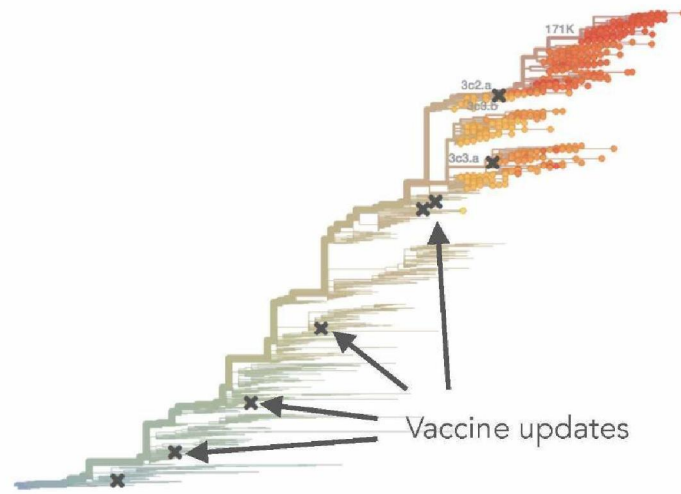
Eguia et al. MedRxiv, 2021
nextflu.org

Seasonal coronaviruses undergo antigenic evolution like influenza

Human coronavirus 229E:



Influenza A/H3N2 (2005–17):

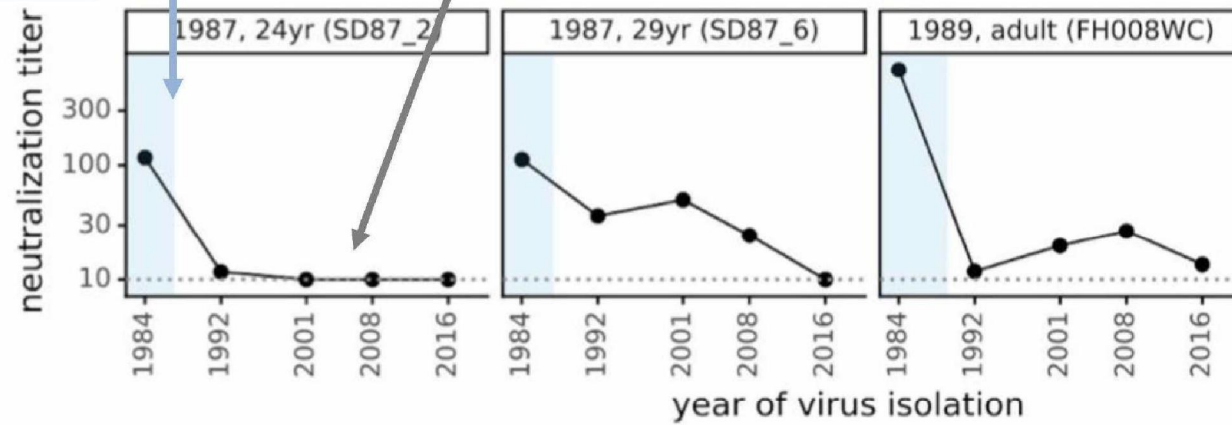


Eguia et al. MedRxiv, 2021
nextflu.org

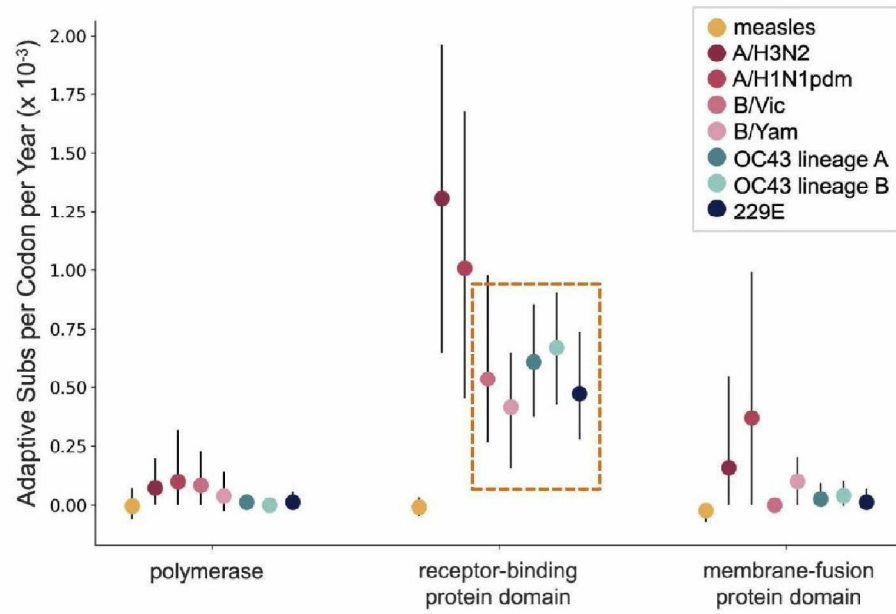
HCoV-229E antibody responses reduced to subsequent viruses

Time of sample collection

Lower titers to more recent viruses

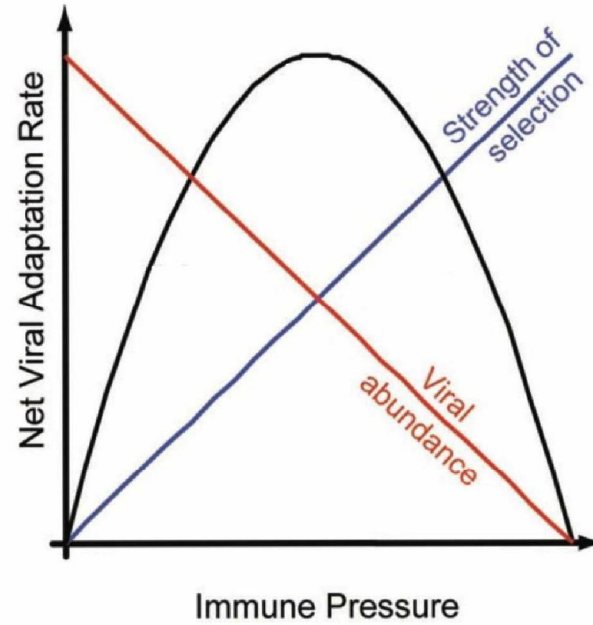


Adaptation rate in receptor-binding domain similar to influenza B



Kistler et al, eLife, 2021

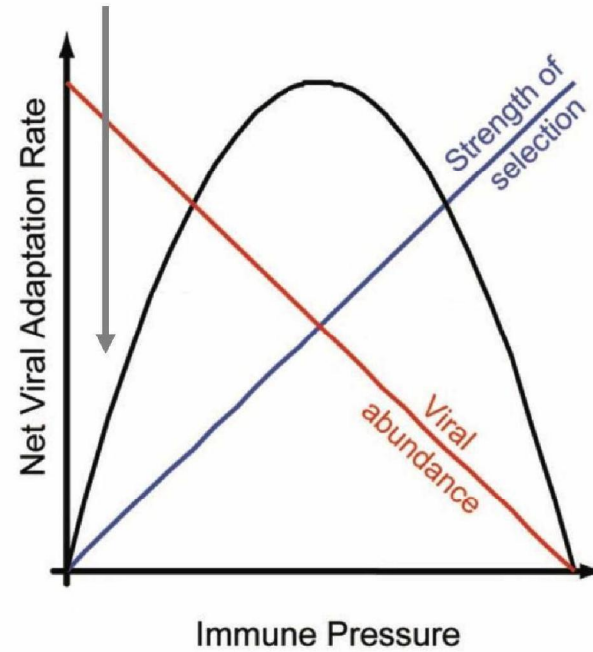
Immune escape depends both on prevalence and selection pressure



Grenfell et al, Science, 2004
Saad-Roy et al, Science, 2021

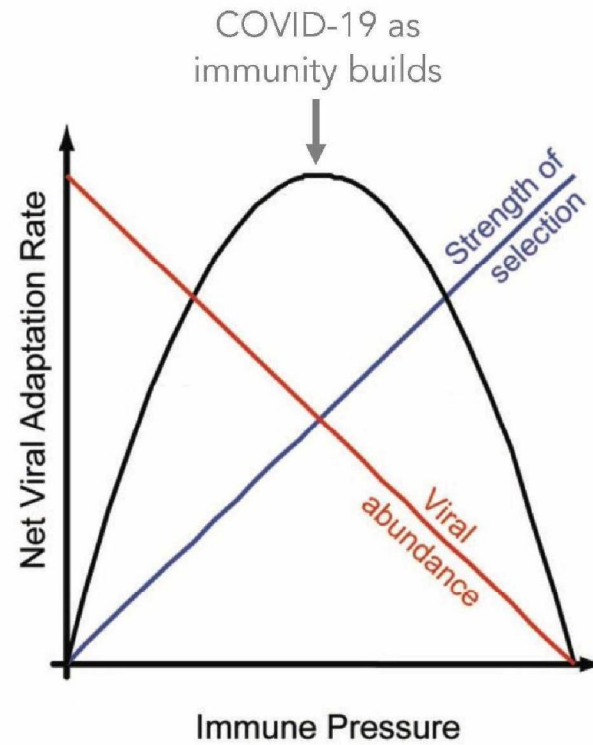
Immune escape depends both on prevalence and selection pressure

Early COVID-19
epidemics in 2020



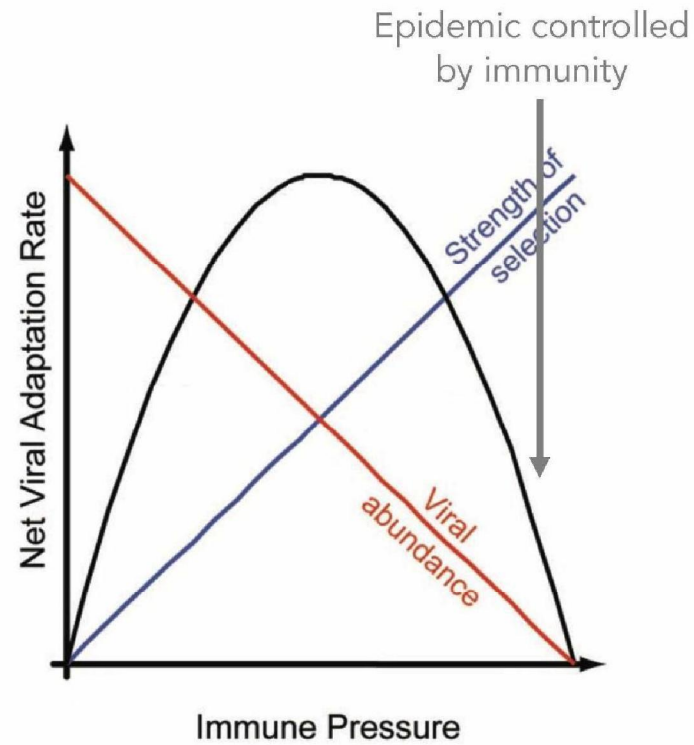
Grenfell et al, Science, 2004
Saad-Roy et al, Science, 2021

Immune escape depends both on prevalence and selection pressure



Grenfell et al, Science, 2004
Saad-Roy et al, Science, 2021

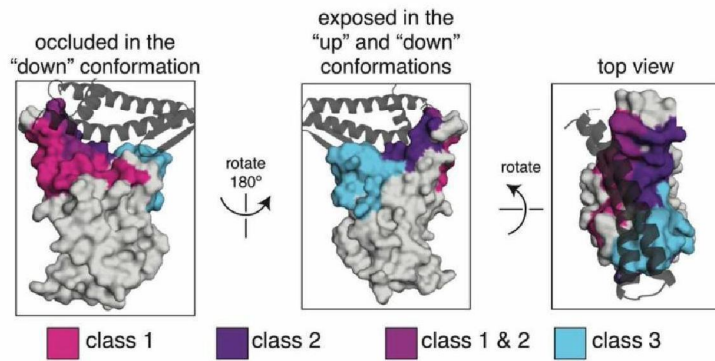
Immune escape depends both on prevalence and selection pressure



Grenfell et al, Science, 2004
Saad-Roy et al, Science, 2021

Also need to consider combinations of mutations

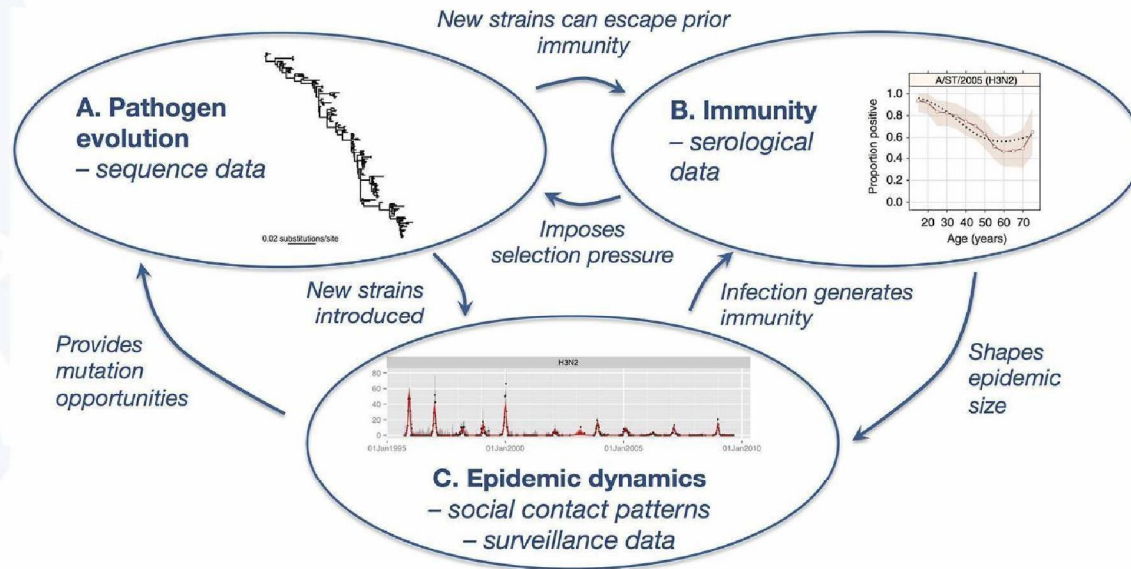
Locations of mutations that escape common monoclonal antibodies:



viral lineage	escape mutations		
	class 1	class 2	class 3
B.1.1.7	–	–	–
B.1.351	K417N	E484K	–
P.1	K417T	E484K	–
P.2	–	E484K	–
B.1.429	–	–	L452R
B.1.526	–	E484K	–

Greaney et al, MedRxiv, 2021

Standardised **genomic**, **immunological** and **epidemiological** data could provide insights into future multi-variant dynamics



Kucharski et al, PLOS Path, 2017

Summary

- Influenza B and seasonal coronaviruses could be useful conceptual model for future SARS-CoV-2 evolutionary dynamics
- Vaccination-induced herd immunity against B.1.1.7 unlikely with current vaccines unless: i) children also vaccinated or ii) substantial natural immunity also accumulated.
- Potential for SARS-CoV-2 immune escape largest in areas of high prevalence and accumulating immunity
- Standardisation and sharing of multiple data sources will be important for tracking evolutionary dynamics