


HQTS	INSPECTION REPORT During Production Inspection	Report No: H-20076083
-------------	--	-----------------------

INSPECTION INFORMATION			
Client	MEDIQ		
Supplier	BRANDBASE		
Factory	Weihai Shengjie Medical Technology Co., Ltd		
Inspection Instruction	GWI-H-004-HQT		
P.O. No.	LCH 2020-0211-3	P.O. Quantity	5.1.1c
Item No.	CM type 2R	Sampling Plan	ISO2859 : Single, Normal
Inspection Date	04/07/2020 to 05/07/2020	Inspection Level	G-II
Inspection Sequence	Original inspection	Sample Size	800 Pieces
Inspection Location	Weihai, China	AQL	Critical:0, Major:1.5, Minor:4.0
Product Description	TYPE IIR MASK		



INSPECTION RESULT SUMMARY			
Category	Conform	Not Conform	Pending
1.Quantity			X
2.Workmanship	X		
3.Style, Color & Documentation	X		
4.Field Test & Measurement	X		
5.Shipping Mark & Packaging			X
OVERALL CONCLUSION	PENDING to client's requirement		
Inline Checking & Recommendation	Refer to "Inline Checking & Recommendation" section		

Approved by HQTS Supervisor:	5.1.2e
-------------------------------------	--------

This report reflects the facts as recorded by HQTS at the time and place of inspection. It does not relieve the manufacturers from their contractual obligations nor prejudice client's right for compensation for any apparent and/or hidden defects not detected during our random inspection or occurring thereafter.

SPECIAL ATTENTION POINT (SAP)

5.1.2e	5.1.1c
--------	--------

2	Workmanship	Nil
3	Style, Color & Documentation	Nil
4	Field Test & Measurement	Nil
5	Shipping Mark & Packaging	
5.1	Actually found the carton dimension printed on shipping mark was different from client's layout. While it was similar with the result of carton dimension check. For details, please refer to photos as below.	

	
SAP5.1-1-specification	SAP5.1-2-actual finding


INSPECTION DETAILS

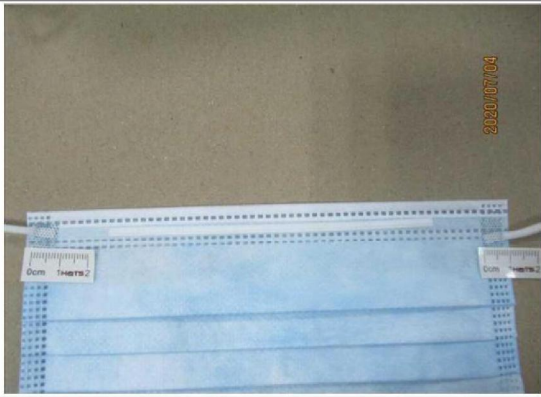

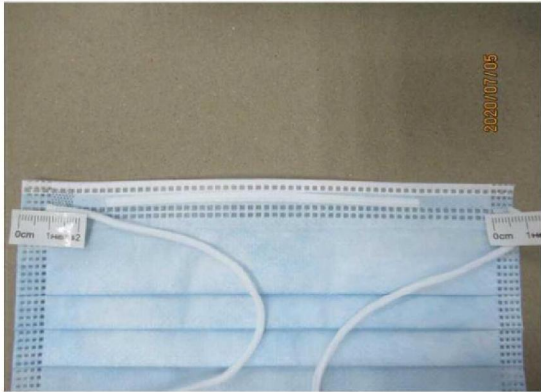

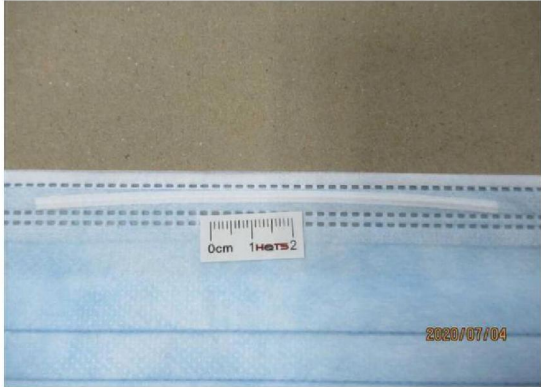

5.1.1c	
--------	--

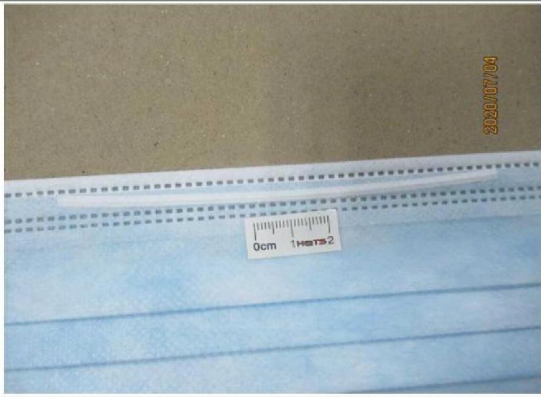
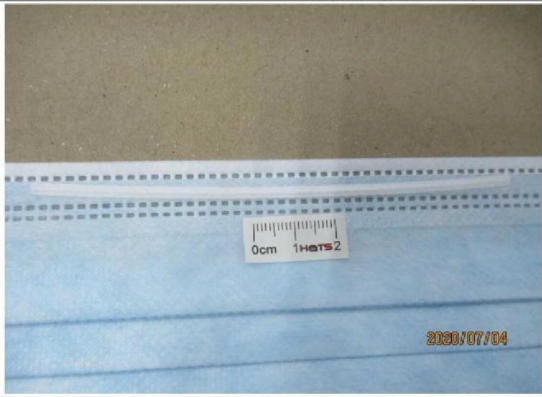
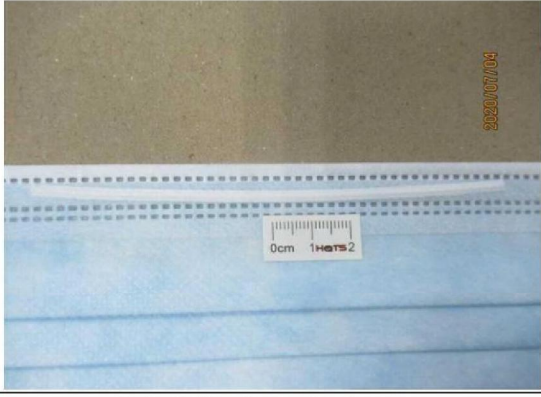
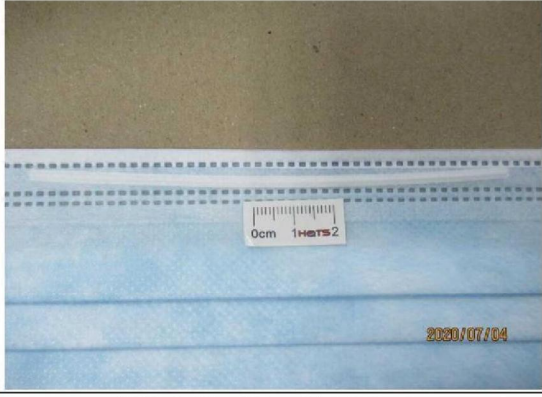

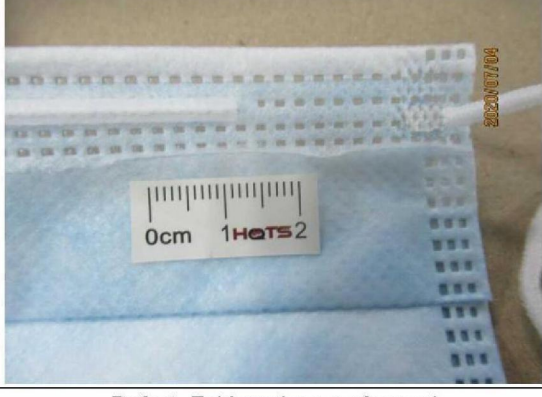
2. Workmanship	Conform		
	Critical	Major	Minor
Defects Description			
Poor welding on ear rope		3	
Solder joint deviation on ear lope		4	
Pressing offset on surface		1	
Slant nasal bridge wire			7
Fold mark on surface			3
Black dot on surface			1
Total Found:	0	8	11
Allowed:	0	21	21
Sample Size:	800	800	315

The following field test included in workmanship check
Labeling check
Pull check for ear loop

Defect Photos



 <p>2020/07/04</p>	 <p>2020/07/04</p>
<p>Defect- Solder joint deviation on ear lope-ma</p>	<p>Defect- Solder joint deviation on ear lope-ma</p>
 <p>2020/07/05</p>	 <p>2020/07/05</p>
<p>Defect- Solder joint deviation on ear lope-ma</p>	<p>Defect- Pressing offset on surface-ma</p>
 <p>2020/07/04</p>	 <p>2020/07/04</p>
<p>Defect- Slant nasal bridge wire</p>	<p>Defect- Slant nasal bridge wire</p>

	
Defect- Slant nasal bridge wire	Defect- Slant nasal bridge wire
	
Defect- Slant nasal bridge wire	Defect- Slant nasal bridge wire
	
Defect- Slant nasal bridge wire	Defect- Fold mark on surface-mi

<p>Defect- Fold mark on surface-mi</p>	<p>Defect- Fold mark on surface-mi</p>
	<p>NA</p>
<p>Defect- Black dot on surface-mi</p>	

3. Style, Color & Documentation	Conform		
DESCRIPTION	Conform	Not Conform	Pending
<p>The inspected samples were consistent with</p>	-	-	-
<p>Product Specification</p>	X		
<p>Digital photo</p>	X		
<p>Instruction manual and Document Verification</p>	-	-	-
<p>Instruction manual in English.</p>	X		

Report No: H-20076083

4. Field Test & Measurement			Conform		
Item	Specification	Sample Size	Conform	Not Conform	Pending
4.1	Wear check	5 samples	X		
4.2	Product dimension check	5 samples	X		
4.3	Product net weight check	5 samples	X		
4.4	Smell check	5 samples	X		
4.5	Rub test	5 samples	X		
4.6	Quantity per box check	All selected cartons	X		
4.7	Carton dimension check	1 carton	X		
4.8	Carton gross weight check	1 carton	X		
4.9	Carton drop check	1 carton	X		
4.10	Test for strength of belt	2 samples	X		
4.11	Bacterial filtration efficiency test	2 samples	X		
4.12	Nacl particulate matter filtration efficiency test (PFE)	2 samples	X		
4.13	Synthetic blood penetration test	2 samples	X		
4.14	Differential pressure test	2 samples	X		
4.15	Microbial cleanliness test	1 sample	X		
4.16	Fire proof to melt-blown fabric test	2 samples	X		
4.17	Material structure check	2 samples	X		

Checking Item	Specification	Result
Carton dimension check (cm) +/-5%	Shipping mark: 54x38.5x38.5cm Specification: 56x37x37cm	53.7x38.9x40.2cm
Carton gross weight check (kg)+/-10%	10kg	9.45kg
Color box dimension check(cm)	-	18.3x10.0x9.0cm
Color box gross weight check (g)	-	210.14g
Unit dimension check(cm)	17.5x9.5cm	17.4x9.5, 17.4x9.5, 17.4x9.5, 17.4x9.5, 17.4x9.5cm
Unit net weight check(g)	-	3.01, 3.05, 3.08, 3.09, 2.98g
Fabric weight check(GSM)	-	Shell: 25gsm Middle layer: 33gsm Inside layer: 26gsm
Differential pressure test (Pa/(cm ²))	<60	45.14, 50.65
Nacl particulate matter filtration efficiency test(0.3um)	-	98.677%, 98.012%
Test for strength of belt (N)	>10N	25.15, 21.91 N
Microbial cleanliness test	≤30cfu/g	3.3cfu/g
Bacterial filtration efficiency test	≥98%	99.16/99.21/99.08/99.12/99.21%

5. Shipping Mark & Packaging **Pending**

5.1 Shipping mark photos



5.2 Packaging photos



Packaging Description:

- 10 pieces of products were packed into a polybag .
- 5 polybags were packed into an inner box.
- 40 inner boxes were packed into a 5-ply corrugated export carton.
- Export carton was sealed with adhesive tape.

Inline Checking & Recommendation

(1) Semi-finished products were checked inline, the finding were as below:

Process	Sampling Size	Findings		Problems
		Defectives	Number	
Package	32	None	-	-
Total	32	-	-	-

Report No: H-20076083

(2)	Recommendation
--	Keep the production lines clean and tidy.
--	Lubricate and maintain the production machines well to ensure it in a good condition.
--	Array and stock raw materials/semi-finished products/finished products in good order to avoid confused or damaged.
--	Identify the defective products with marking / labeling to avoid it mixed with the conforming product.
--	To ensure the reworked and repaired products being re-inspected before release.
--	Promote the ability/skill/ awareness of inspectors/workers.

6. Reference Note	
6.1	Carton numbers selected for sampling were 715, 920, 892, 674, 823, 765, 487, 652, 582, 741, 400, 318, 27, 77, 205, 236, 513, 578, 371, 101, 158, 279, 182, 357, 432, 561, 865, 795, 634
6.2	Our inspector required the factory to repair all defective samples before shipment.
6.3	Draft report has been provided to the factory and defective points have been explained as well.
6.4	Regarding those check items that no data or specification had been provided by the client, only measured data, which were generally judged as conformed, were listed in the data sheet for your reference.

7. Photos



Warehouse (1)



Warehouse (2)




Raw material



Production line



Production line



Production line



Production line




Production line



Production line



Production line



Production line



Production line



Production line

Production line



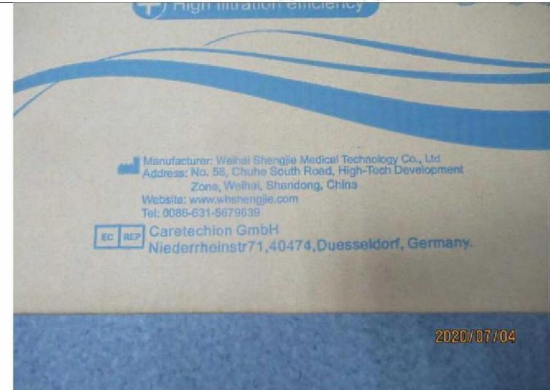
Item CM type 2R (1)



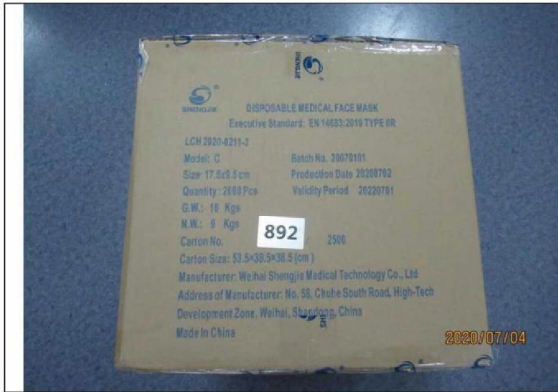
Item CM type 2R (2)



Item CM type 2R (3)



Item CM type 2R (4)



Item CM type 2R (5)



Item CM type 2R (6)



Item CM type 2R (7)




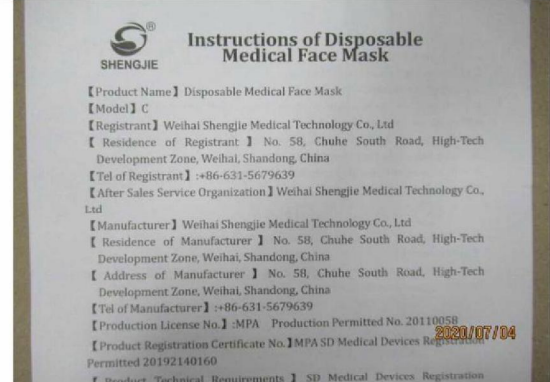
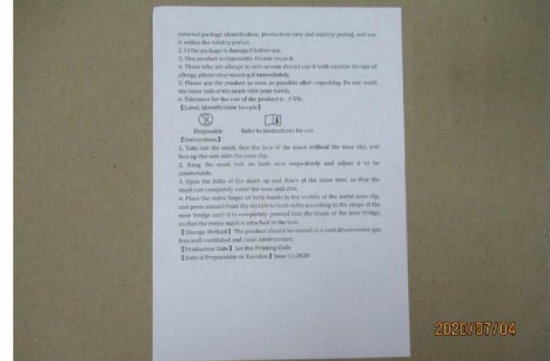
Item CM type 2R (8)



Item CM type 2R (9)



Item CM type 2R (10)

 <p>Instructions of Disposable Medical Face Mask</p> <p>【Product Name】 Disposable Medical Face Mask 【Model】 C</p> <p>【Registrant】 Weihai Shengjie Medical Technology Co., Ltd 【Residence of Registrant】 No. 58, Chuhe South Road, High-Tech Development Zone, Weihai, Shandong, China 【Tel of Registrant】 +86-631-5679639 【After Sales Service Organization】 Weihai Shengjie Medical Technology Co., Ltd</p> <p>【Manufacturer】 Weihai Shengjie Medical Technology Co., Ltd 【Residence of Manufacturer】 No. 58, Chuhe South Road, High-Tech Development Zone, Weihai, Shandong, China 【Address of Manufacturer】 No. 58, Chuhe South Road, High-Tech Development Zone, Weihai, Shandong, China 【Tel of Manufacturer】 +86-631-5679639 【Production License No.】 MPA Production Permitted No. 20110058 【Product Registration Certificate No.】 MPA SD Medical Devices Registration Permitted 20192140160 【Product Technical Requirements】 SD Medical Devices Registration Permitted 20192140160</p> <p>2020/07/04</p>	 <p>Instructions of Disposable Medical Face Mask</p> <p>【Product Name】 Disposable Medical Face Mask 【Model】 C</p> <p>【Registrant】 Weihai Shengjie Medical Technology Co., Ltd 【Residence of Registrant】 No. 58, Chuhe South Road, High-Tech Development Zone, Weihai, Shandong, China 【Tel of Registrant】 +86-631-5679639 【After Sales Service Organization】 Weihai Shengjie Medical Technology Co., Ltd</p> <p>【Manufacturer】 Weihai Shengjie Medical Technology Co., Ltd 【Residence of Manufacturer】 No. 58, Chuhe South Road, High-Tech Development Zone, Weihai, Shandong, China 【Address of Manufacturer】 No. 58, Chuhe South Road, High-Tech Development Zone, Weihai, Shandong, China 【Tel of Manufacturer】 +86-631-5679639 【Production License No.】 MPA Production Permitted No. 20110058 【Product Registration Certificate No.】 MPA SD Medical Devices Registration Permitted 20192140160 【Product Technical Requirements】 SD Medical Devices Registration Permitted 20192140160</p> <p>2020/07/04</p>
<p>Item CM type 2R (11)</p> <p>【Tel of Manufacturer】 +86-631-5679639 【Production License No.】 :MPA Production Permitted No. 20110058 【Product Registration Certificate No.】 MPA SD Medical Devices Registration Permitted 20192140160 【Product Technical Requirements】 SD Medical Devices Registration Permitted 20192140160 【Executive standard】 EN 14683:2019 Type IIR 【Product Structure】 Disposable Medical Face Mask is composed of mask body (bottom layer, surface layer and middle layer), nose clip and mask earloop. The bottom layer and surface layer of the mask body are composed of non-manufacturing cloth, and the middle layer is composed of polypropylene melt blown. The nose clip is composed of aluminum strip and polypropylene material, and the mask earloop is woven of polyester and spandex or composed of non-woven. 【Application】 This Disposable medical face mask is suitable for the wearer in the general medical environment where there is no risk of bodily fluids and spillage. 【Contraindications】 Use with caution if you are allergic to nonwovens. 【Precautions, Warnings and Suggestive notes】 1. Before use, check whether the package is in good condition, confirm the</p> <p>2020/07/04</p>	<p>Item CM type 2R (12)</p>  <p>external package identification, production date and validity period, and use it within the validity period. 2. If the package is damaged before use. 3. This product is disposable. Do not reuse it. 4. Those who are allergic to non-woven should use it with caution. In case of allergy, please stop wearing it immediately. 5. Please use the product as soon as possible after unpacking. Do not touch the inner side of the mask with your hands. 6. Tolerance for the size of the product is $\pm 5\%$.</p> <p>【Label, Identification Sample】</p> <p>Disposable Refer to instructions for use</p> <p>【Instructions】 1. Take out the mask, face the face of the mask without the nose clip, and face up the side with the nose clip. 2. Hang the mask belt on both ears respectively and adjust it to be comfortable. 3. Open the folds of the mask up and down at the same time, so that the mask can completely cover the nose and chin. 4. Place the index finger of both hands in the middle of the metal nose clip, and press inward from the middle to both sides according to the shape of the nose bridge until it is completely pressed into the shape of the nose bridge, so that the entire mask is attached to the face. 【Storage Method】 The product should be stored in a cool, dry, corrosive gas free, well-ventilated and clean environment. 【Production Date】 See the Printing Code 【Date of Preparation or Revision】 June 11, 2020</p> <p>2020/07/04</p>
<p>Item CM type 2R (13)</p> <p>external package identification, production date and validity period, and use it within the validity period. 2. If the package is damaged before use. 3. This product is disposable. Do not reuse it. 4. Those who are allergic to non-woven should use it with caution. In case of allergy, please stop wearing it immediately. 5. Please use the product as soon as possible after unpacking. Do not touch the inner side of the mask with your hands. 6. Tolerance for the size of the product is $\pm 5\%$.</p> <p>【Label, Identification Sample】</p> <p>Disposable Refer to instructions for use</p> <p>【Instructions】 1. Take out the mask, face the face of the mask without the nose clip, and face up the side with the nose clip. 2. Hang the mask belt on both ears respectively and adjust it to be comfortable. 3. Open the folds of the mask up and down at the same time, so that the mask can completely cover the nose and chin. 4. Place the index finger of both hands in the middle of the metal nose clip, and press inward from the middle to both sides according to the shape of the nose bridge until it is completely pressed into the shape of the nose bridge, so that the entire mask is attached to the face. 【Storage Method】 The product should be stored in a cool, dry, corrosive gas free, well-ventilated and clean environment. 【Production Date】 See the Printing Code 【Date of Preparation or Revision】 June 11, 2020</p> <p>2020/07/04</p>	<p>Item CM type 2R (14)</p> <p>external package identification, production date and validity period, and use it within the validity period. 2. If the package is damaged before use. 3. This product is disposable. Do not reuse it. 4. Those who are allergic to non-woven should use it with caution. In case of allergy, please stop wearing it immediately. 5. Please use the product as soon as possible after unpacking. Do not touch the inner side of the mask with your hands. 6. Tolerance for the size of the product is $\pm 5\%$.</p> <p>【Label, Identification Sample】</p> <p>Disposable Refer to instructions for use</p> <p>【Instructions】 1. Take out the mask, face the face of the mask without the nose clip, and face up the side with the nose clip. 2. Hang the mask belt on both ears respectively and adjust it to be comfortable. 3. Open the folds of the mask up and down at the same time, so that the mask can completely cover the nose and chin. 4. Place the index finger of both hands in the middle of the metal nose clip, and press inward from the middle to both sides according to the shape of the nose bridge until it is completely pressed into the shape of the nose bridge, so that the entire mask is attached to the face. 【Storage Method】 The product should be stored in a cool, dry, corrosive gas free, well-ventilated and clean environment. 【Production Date】 See the Printing Code 【Date of Preparation or Revision】 June 11, 2020</p> <p>2020/07/04</p>
<p>Item CM type 2R (15)</p>	<p>Item CM type 2R (16)</p>




Item CM type 2R (17)



Item CM type 2R (18)



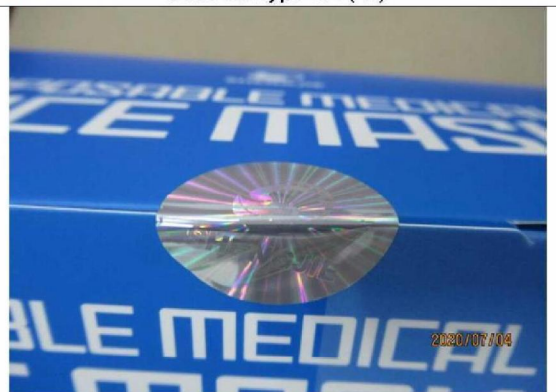
Item CM type 2R (19)



Item CM type 2R (20)




Item CM type 2R (21)




Item CM type 2R (22)

 <p>Product Name: Medical Surgical Mask Model: WKZ-F2 Registrant: Weihai Shengjie Medical Technology Co., Ltd Production License No.: MPA Production Permitted No. 20110058 Product Registration Certificate No.: MPA SD Medical Device Registration Permitted 20192140192 Executive standard: YY 0469-2011 Batch number, production date and expiry date are printing on the packaging. Other contents are detailed in the instructions Storage Method: The product should be stored in a cool dry, corrosive gas free, well-ventilated and clean environment. Manufacturer: Weihai Shengjie Medical Technology Co., Ltd Address: No. 58, Chuhe South Road, High-Tech Development Zone, Weihai, Shandong, China Website: www.whshengjie.com Tel: 0099-531-5679639 Caretechion GmbH Niederrheinstr. 71, 40474, Duesseldorf, Germany</p>	 <p>Manufacturer: Weihai Shengjie Medical Technology Co., Ltd Address: No. 58, Chuhe South Road, High-Tech Development Zone, Weihai, Shandong, China Website: www.whshengjie.com Tel: 0086-631-5679639 Caretechion GmbH Niederrheinstr. 71, 40474, Duesseldorf, Germany</p>
<p>Item CM type 2R (23)</p>	<p>Item CM type 2R (24)</p>
 <p>DISPOSABLE MEDICAL FACE MASK+ EN 14683:2019 TYPE II R 50 Pcs Model C Made in China SIZE:17.5x9.5cm</p>	 <p>INSTRUCTIONS</p> <ol style="list-style-type: none"> 1. Take out the mask, face the face of the mask without the nose clip, and face up the side with the nose clip. 2. Hang the mask belt on both ears respectively and adjust it to be comfortable. 3. Open the folds of the mask up and down at the same time, so that the mask can completely cover the nose and chin. 4. Place the index finger of both hands in the middle of the metal nose clip, and press inward from the middle to both sides according to the shape of the nose bridge until it is completely pressed into the shape of the nose bridge, so that the entire mask is attached to the face. <p>ATTENTION</p> <ol style="list-style-type: none"> 1. Ensure the packaging is complete before using. Do not use if the packaging is damaged. 2. Use the respirator within the validity period. 3. Disposable respirator, do not reuse. 4. In case of allergy, stop using immediately. 5. Discard the respirator according to the regulations of environmental protection department.
<p>Item CM type 2R (25)</p>	<p>Item CM type 2R (26)</p>
	
<p>Item CM type 2R (27)</p>	<p>Item CM type 2R (28)</p>







 <p>2020/07/04</p>	 <p>2020/07/04</p>
<p>Item CM type 2R (47)</p>	<p>1 carton gross weight check</p>
 <p>A11L-LCD 零位 去皮 重量 (千克) 7 4 1 0 稳定 累计 单价 (元/千克) 2020/07/04</p>	 <p>2020/07/04</p>
<p>2 carton gross weight check</p>	<p>3 carton dimension check</p>
 <p>2020/07/04</p>	 <p>2020/07/04</p>
<p>4 carton dimension check</p>	<p>5 carton dimension check</p>

<p>6 carton dimension check</p>	<p>7 carton dimension check</p>
<p>8 color box gross weight check</p>	<p>9 color box dimension check</p>
<p>10 color box dimension check</p>	<p>11 color box dimension check</p>



12 color box dimension check



13 color box dimension check



14 product weight check



15 product dimension check




16 product dimension check



17 product dimension check



18 product dimension check



19 test for strength of belt



20 test for strength of belt



21 test for strength of belt



22 PFE test



23 PFE test




24 differential pressure test

威海盛洁医疗科技有限公司

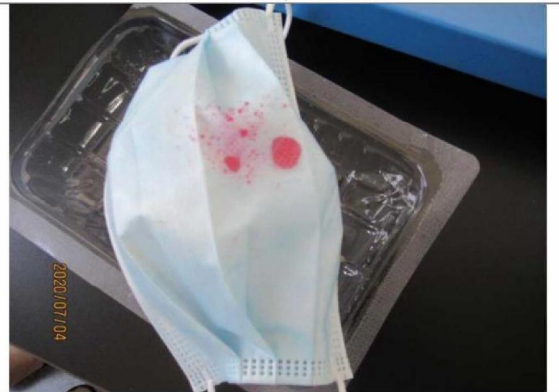
日期	压力差1	压力差2	压力差3	压力差4	压力差5	平均值
7/4	4427	3571	5674	4858	378	4514
	4757	4776	5061	5247	5162	5065

2020/07/04

25 differential pressure test



26 synthetic blood penetration test



27 synthetic blood penetration test



28 synthetic blood penetration test



29 material structure check



30 Fire proof to melt-blown fabric test



31 Fire proof to melt-blown fabric test



32 GSM check




33 GSM check



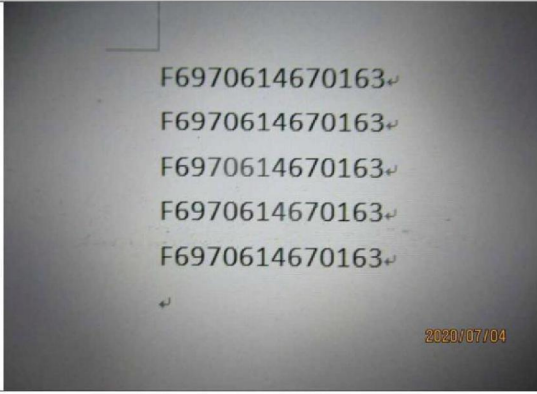





34 GSM check



35 rub test



 <p>2020/07/04</p>	 <p>2020/07/04</p>
<p>42 microbial cleanliness test</p>	<p>43 barcode readability check</p>
 <p>2020/07/04</p>	 <p>2020/07/04</p>
<p>44 barcode readability check</p>	<p>45 calibration certificate</p>
 <p>2020/07/04</p>	 <p>2020/07/04</p>
<p>46 calibration certificate</p>	<p>47 calibration certificate</p>



48 calibration certificate



49 calibration certificate

威海德信医疗科技有限公司

细菌过滤效率测试报告

编号: SJ-4/SOP-ZL-104-A/0

产品名称	Disposable Medical Face Mask	规格型号	Model C
产品批号	20070101	抽样数量	10pcs
样品状态	样品完好	检验类别	大货抽检
检测时间	2020.7.4~2020.7.6	检测依据	SJ-3/SOP-ZL-012-A/0

测试过程

- 细菌悬浮液制备: 挑取一环金黄色葡萄球菌ATCC6538接种在适量胰蛋白胨大豆肉汤培养基中, 在 (37±2) °C 振荡培养 (24±2) h, 然后用 1.2% 的蛋白胨将上述培养物稀释至约 5×10⁸cfu/ml。
- 管路确认: 试验开始前首先检查一下系统管路是否正确, 确保管路没有漏气、堵气的地方。
- 消毒: 在试管中加入适量 70% 酒精, 接入系统管路中, 进入“系统消毒”模式。
- 采样检测: 打开检测仪的电源总开关, 打开控制面板上的电源开关按钮, 系统自动进入 BFC 控制系统初始界面, 打开仪器的照明灯和风机, 运行 5min, 试验操作人员平坐或平站在仪器前方, 将双手分别放入手套内部, 开始试验操作。
- 培养: 正式试验结束后, 逐瓶取出培养皿并盖上面盖, 标记后倒置放入恒温培养箱中, 37°C 培养 24h~48h。
- 数据处理与分析: 培养结束后, 将所有培养皿取出, 使用菌落计数器进行计数, 并将每一级菌落数对应阳性孔转换表进行转换, 转换后的数据求和, 得出总菌落数, 阳性质控值范围应在 (2200±500) cfu 之间, 细菌过滤效率计算公式如下:
BFE = (C - T) / C × 100%
式中: C—阳性质控平均值; T—试验组菌落总和。

	阳性对照 (A)	阳性对照 (B)	阴性对照	样品1#	样品2#	样品3#	样品4#	样品5#
1	43	50	0	0	0	0	0	0
2	105	92	0	0	0	0	0	0
3	160	140	0	1	0	0	1	1
4	462	402	0	3	1	0	1	4
5	190	860	0	6	5	9	12	8
6	850	650	0	7	10	11	5	5
总 (T) , CFU	1820	2234	0	17	16	20	19	18
平均 (C) , CFU	2027							
BFE%				99.16	99.21	99.08	99.12	99.21
要求				≥98%				

结论: 该样品按 SJ-3/SOP-ZL-012-A/0 《细菌过滤效率测试操作规程》检测, 检测结果合格。

检测人: 徐东泉 日期: 2020.7.6
 审批人: [Signature] 日期: 2020.7.6

50 bacterial filtration efficiency test

威海德信医疗科技有限公司

初始污染菌检测报告

编号: SJ-4/SOP-ZL-079-A/0

产品名称	Disposable Medical Face Mask	规格型号	Model C
产品批号	20070101	抽样数量	10Pcs
样品状态	样品完好	检验类别	常规监控
检测时间	2020.7.4~7.6	检测依据	SJ-3/SOP-ZL-007-A/1

技术要求	检测结果	单项判定
≤30cfu/g	3.3cfu/g	合格

结论: 该样品按 SJ-3/SOP-ZL-007-A/1 《初始污染菌检测操作规程》检测, 检测结果合格。

检测人: 徐东泉 日期: 2020.7.6
 审批人: [Signature] 日期: 2020.7.6

51 microbial cleanliness test

威海盛洁医疗科技有限公司

初始污染菌检验原始记录

编号: SJ-4/S08-ZL-066-A/0

试样名称	Disposable Medical Face Mask	规格型号	Model C
产品批号	20070101	抽样数量	10Pcs
检验依据	SJ-3/S08-ZL-007-A/1 产品初始污染菌检验操作规程		

1. 供试液制备: 取待测试产品, 根据产品物性的尺寸, 分别采用直接浸没法或擦拭法或冲洗法收集洗脱液, 制成 1:10 供试液, 保温于 45℃ 水浴中 5-10min, 并每隔一分钟振荡一次, 作为 1:10 的供试液。

2. 接种检验: 取上述供试液上清液作初始污染菌检测, 取 4 个培养基, 每个稀释级各取 1ml 至每个灭菌皿, 每个稀释级注 2 个平皿; 各稀释级平行做 3 份试样; 同时做阴性对照。


3. 培养: 将已经凝固的平板倒置于 37℃ 培养箱中, 一般培养 48±2h, 计算平板上的细菌菌落数; 将已经凝固的平板倒置于 20-25℃ 培养箱中, 一般培养 72±2h, 计算平板上的真菌菌落数。

检验结果

培养基名称		胰酪大豆琼脂培养基		培养基名称		沙氏葡萄糖琼脂培养基	
稀释号		1:10		稀释号		1:100	
菌落数		1#		菌落数		1#	
组别		2#		组别		2#	
A		0		A		0	
B		0		B		0	
C		0		C		0	
菌落均值		0.00		菌落均值		0.00	
培养基名称		沙氏葡萄糖琼脂培养基		培养基名称		沙氏葡萄糖琼脂培养基	
稀释号		1:10		稀释号		1:100	
菌落数		1#		菌落数		1#	
组别		2#		组别		2#	
A0		0		A0		0	
B0		0		B0		0	
C0		0		C0		0	
菌落均值		0.00		菌落均值		0.00	
菌落总数 (cfu/件次或g)		0.00 × 10 ⁰ = 0.0		菌落总数 (cfu/件次或g)		0.00 × 10 ⁰ = 0.0	

结论: 合格

检验人/日期: 徐永东 2020.7.6 复核人/日期: [Signature] 2020.7.6



52 microbial cleanliness test

NA

Inspector:	5.1.2e	Auditor:	5.1.2e
End of Report			