

<b>HQTS</b>	<b>INSPECTION REPORT</b> Pre-Shipment Inspection	Report No: H-20064151
-------------	---	-----------------------

INSPECTION INFORMATION			
<b>Client</b>	MEDIQ		
<b>Supplier</b>	JDH Sourcing Management Ltd		
<b>Factory</b>	GUANGZHOU WINNER GARMENT LIMITED COMPANY		
<b>Inspection Instruction</b>	GWI-S-002-HQT		
<b>P.O. No.</b>	LCH2020-0115-05	<b>P.O. Quantity</b>	5.1.1c
<b>Item No.</b>	Blue Gown	<b>Sampling Plan</b>	ISO2859 : Single, Normal
<b>Inspection Date</b>	27/06/2020	<b>Inspection Level</b>	G-II
<b>Inspection Sequence</b>	Original inspection	<b>Sample Size</b>	800 Pieces
<b>Inspection Location</b>	GuangZhou, China	<b>AQL</b>	Critical:0, Major:1.5, Minor:4.0
<b>Product Description</b>	BLUE ISOLATION GOWN		



INSPECTION RESULT SUMMARY			
Category	Conform	Not Conform	Pending
1.Quantity	x		
2.Workmanship	x		
3.Style, Color & Documentation	x		
4.Field Test & Measurement	x		
5.Shipping Mark & Packaging	x		
<b>OVERALL CONCLUSION</b>	<b>CONFORM</b> to client's requirement		

#### SPECIAL ATTENTION POINT (SAP)

<b>Approved by HQTS Supervisor:</b>	5.1.2e
-------------------------------------	--------

*This report reflects the facts as recorded by HQTS at the time and place of inspection. It does not relieve the manufacturers from their contractual obligations nor prejudice client's right for compensation for any apparent and/or hidden defects not detected during our random inspection or occurring thereafter.*

Report No: H-20064151

1	Quantity	NIL
2	Workmanship	NIL
3	Style, Color & Documentation	NIL
4	Field Test & Measurement	NIL
5	Shipping Mark & Packaging	NIL

## INSPECTION DETAILS


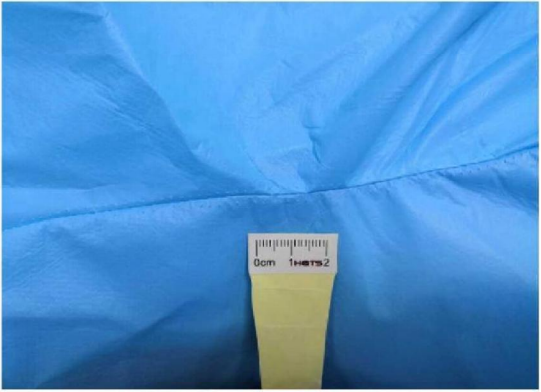




5.1.1c

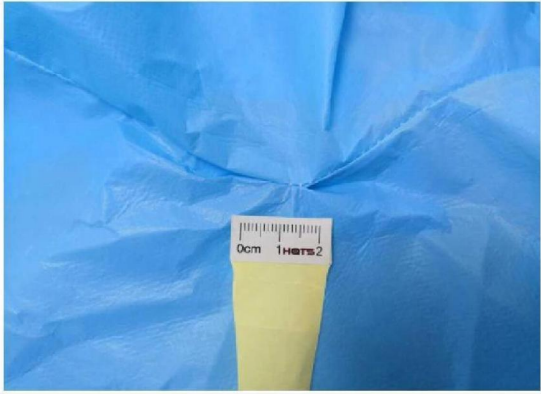
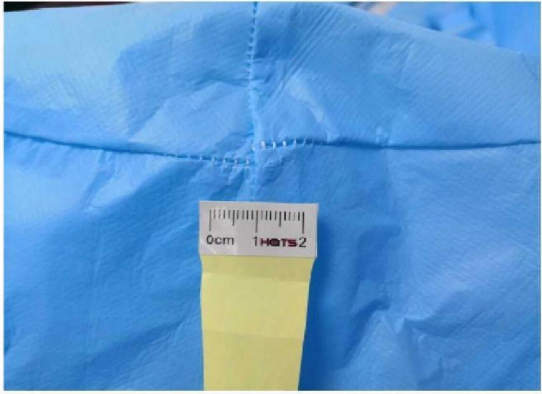
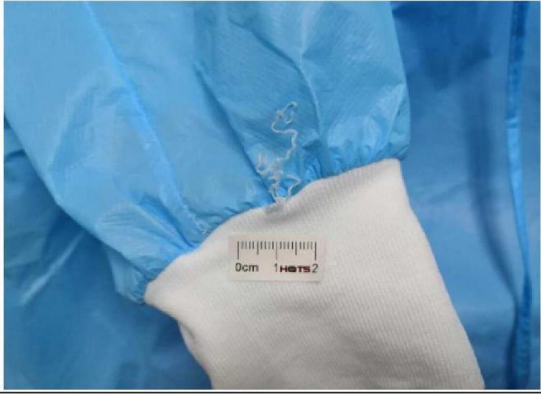
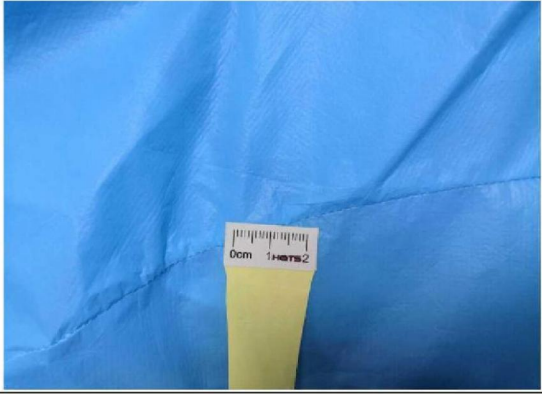


2. Workmanship	Conform		
	Critical	Major	Minor
Defects Description			
Item# Blue Gown Sample Size=800			
Damaged near belt		1	
Needle holes		2	
Skipped stitches		2	
Wrinkle on armholes(1.0~1.5cm)		2	
Dissymmetry on seam (0.5cm)		1	
Thread loosen on sleeve		1	
Scratch mark on surface(1.6~2.5cm)			5
Dirty stain on surface(0.3~1.6cm)			4
Uncut thread (1.8~6.0cm)			7
Total Found:	0	9	16
Allowed:	0	21	21
Sample Size:	800	800	315

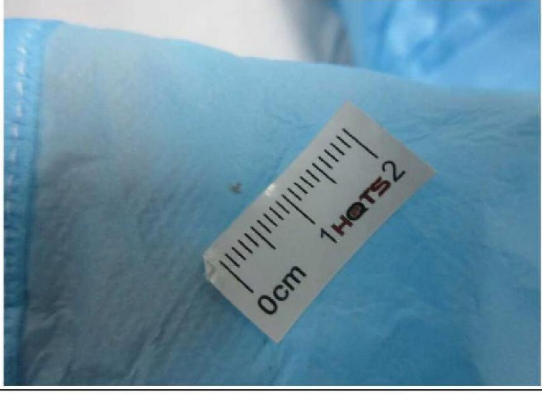
## The following field test included in workmanship check


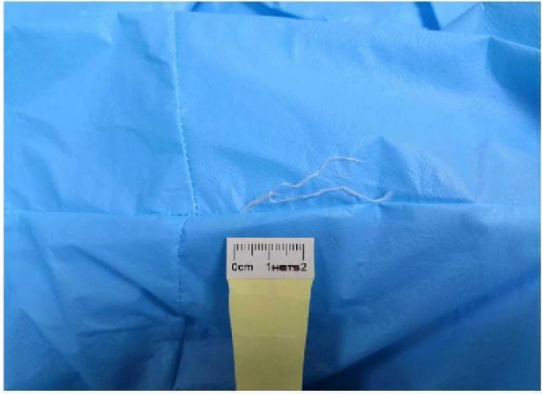




Metal detection test
Function check
Labeling check

## Defect Photos


	
Defect- Damaged near belt(0.5cm)-ma	Defect- Needle holes-ma
	
Defect- Needle holes-ma	Defect- Skipped stitches-ma
	
Defect- Skipped stitches-ma	Defect- Wrinkle on armholes(2.0cm)-ma

	
Defect- Wrinkle on armholes(1.0cm)-ma	Defect- Dissymmetry on seam(0.5cm)-ma
	
Defect- Thread loosen on sleeve(5.0cm)-ma	Defect- Scratch mark on surface(1.6cm)-mi
	
Defect- Scratch mark on surface(2.5cm)-mi	Defect- Scratch mark on surface(3.5cm)-mi

	
Defect- Scratch mark on surface(3.0cm)-mi	Defect- Scratch mark on surface(1.8cm)-mi
	
Defect- Dirty stain on surface(0.5cm)-mi	Defect- Dirty stain on surface(1.6cm)-mi
	
Defect- Dirty stain on surface(0.3cm)-mi	Defect- Dirty stain on surface(0.3cm)-mi

	
Defect- Uncut thread (6.0cm)-mi	Defect- Uncut thread (4.0cm)-mi
	
Defect- Uncut thread (1.8cm)-mi	Defect- Uncut thread (3.0cm)-mi
	
Defect- Uncut thread (2.5cm)-mi	Defect- Uncut thread (1.8cm)-mi

Report No: H-20064151

	NA
Defect- Uncut thread (2.0cm)-mi	

3. Style, Color & Documentation	<b>Conform</b>		
DESCRIPTION	Conform	Not Conform	Pending
<b>The inspected samples were consistent with</b>	-	-	-
Purchase Order	x		
Product Specification	x		
Submitted sample	x		
<b>Instruction manual and Document Verification</b>	-	-	-
<b>Client Comment</b>	-	-	-
1. Water Column test >50.0	x		
2. Fabric tear test	x		

4. Field Test & Measurement				<b>Conform</b>		
Item	Specification	Sample Size	Conform	Not Conform	Pending	
4.1	Carton gross weight check	-	x			
4.2	Carton dimension check	-	x			
4.3	Product weight check	-	x			
4.4	Size measurement check	-	x			
4.5	Rub check (dry/wet)	-	x			
4.6	Smell test	-	x			
4.7	Fitting check	-	x			
4.8	Needle detection check	-	x			
4.9	Fabric weight GSM	-	x			
4.10	Tensile strength test	-	x			
4.11	Resistance to liquid penetration	-	x			
4.12	Water Column test >50.0	-	x			


Report No: H-20064151

4.13	Fabric tear test	-	2 samples	x		
4.14	Sewing check	-	2 samples	x		
4.15	Fabric thickness	-	5 samples	x		
4.16	Quantity per carton check	-	2 cartons	x		
4.17	Carton drop test	-	2 cartons	x		

Checking Item	Specification	Result
Carton gross weight check (kg) (+/-10%)	16.0	16.42
Carton dimension check (cm) (+/-5%)	63x39x53	62.5x40.2x53.7
Product weight check (g)-L (+/-5%)	105.16g (submitted sample)	105.67,110.07,105.16,106.23,107.64,105.82,106.34,105.28,106.86,106.38
Product weight check (g)-XL (+/-5%)	115.04g (submitted sample)	116.19,114.61,116.38,118.26,118.95,117.24,116.06,115.86,116.32,115.84
Fabric weight GSM(g/m2)	43g+/-3(factory standard)	42
Fabric thickness(mm)	0.232 (submitted sample)	0.235, 0.233,0.235,0.236,0.234,

<b>5. Shipping Mark &amp; Packaging</b>	<b>Conform</b>
---	----------------

5.1 Shipping mark photos



5.2 Packaging photos



Packaging Description:  
 -1 piece of products were packed into a polybag .  
 -120 polybags were packed into a 5-ply corrugated export carton.  
 - Export carton was sealed with gummed tape


6. Reference Note	
6.1	The Fabric weight check and Needle detection check apparatus were found without the certificate of calibration which was provided by the factory, and factory cannot provide the certificate of qualification
6.2	For tensile strength test, Resistance to liquid penetration, Water Column test, Fabric tear test: the calibration certificates were provided by factory and our inspector only performed the witness inspection and result was just for reference.
6.3	No shipping mark for inspection reference during inspection in order.
6.4	No carton No. was filled on carton during inspection, but factory claimed all carton no. were filled before shipment.
6.5	The weight of carton was measured by the apparatus without calibration which was provided by the factory and yet factory cannot provide the certificate of qualification.
6.6	The inspected cartons were not sealed because the factory did not repack them immediately after inspection.
6.7	Our inspector required the factory to repair all defective samples before shipment
6.8	Draft report has been provided to the factory and defective points have been explained as well.
6.9	For size of belt, 2 tolerances (-0/+5cm, -3/+5cm) were provided and actual size was within both tolerances.

	<p>NA</p>
<p>Note- 6.4-Actually found</p>	


7. Photos

CM	A	B	C	D	E	F	G	H	I	J	K	L	M
Large (L)	120	140	70	20	22	29	57	6.5	95	8	38	190	62
Extra Large (XL)	127	146	73	22	22	32	60	6.5	100	8	40	190	62
Tolerance	±2.5	±3	±2	±2	±2	±2.5	±2.5	±1	±3	±1	+5 -2	+5 -3	±2

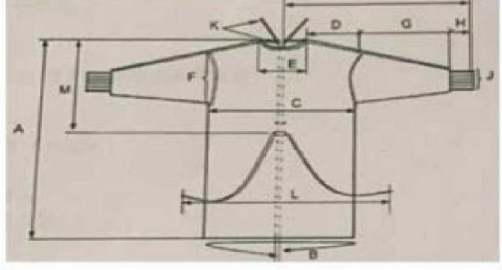

**Size checking**



Measure for "H"



The waist belt should be 190-0/+5cm

Size chart

### HQTS

#### SIZE MEASUREMENT CHART

Report No.: H-20064151

P.O.: LCH2020-0115-05      Style: Blue Gown

Measurement point (cm)	L					XL					TOL		
	SZ	CL				SZ	CL						
A	120	-1.5	/	+0.5	-1.0	-0.5	127	-0.5	/	+0.3	-0.8	-1.2	2.5
B	140	/	+0.5	/	+0.5	/	146	-1.0	+0.3	/	-0.5	-0.8	3
C	70	+1.2	+0.8	/	+1.0	+0.5	73	/	+0.8	/	+1.2		2
D	20	/	+0.5	+0.3	/	+0.2	22	-0.5	+0.3	/	+0.2		2
E	22	+0.5	/	+0.2	+0.8	/	22	+1.0	+0.5	+0.3	+0.5	+0.3	2
F	29	+2.0	+1.5	+2.0	+1.5	+1.0	32	+1.0	+1.5	+1.8	+1.6	+2.0	2.5
G	57	+0.3	+0.5	/	/	+0.5	60	/	+0.3	+1.0	/	+0.5	2.5
H	6.5	-0.5	/	-0.2	/	+0.2	6.5	/	+0.3	/	/	-0.3	1
I	95	+2.0	+1.0	+0.8	+1.0	+0.5	100	-0.5	+0.5	+1.6	/	+1.2	3.0
J	8	/	/	+0.2	-0.2	/	8	/	+0.3	/	/	+0.2	1
K	38	+2.0	+1.2	+1.8	+2.5	+2.4	40	+2.0	+3.5	+2.8	+1.5	+3.5	+5.2
L	190	+4.8	+2.0	+1.2	+2.0	+3.8	190	+4.6	+3.2	+2.9	/	+0.3	+5.0
M	62	-1.0	/	-0.3	-0.5	-1.2	62	-1.0	-1.5	/	-0.5	-0.8	2

*Handwritten signature and date: 2020-6-17*

HQTS Inspector's Signature: \_\_\_\_\_ 2977

Doc No.: RKF-S-092-HQT      Page of

Size chart



Warehouse



Warehouse



Warehouse



Warehouse



Warehouse



Carton overall

	
<p>Stamp on carton</p>	<p>Main mark –Size L</p>
	
<p>Side mark–Size L</p>	<p>Main mark –Size XL</p>



Side mark–Size XL

Carton packing


Carton packing

Material of carton


Product packing

Product packing

	
<p>Product packing</p>	<p>Product detail</p>
	
<p>Warning mark on poly bag</p>	<p>Warning mark on poly bag</p>



Warning mark on poly bag



Warning mark on poly bag



Warning mark on poly bag



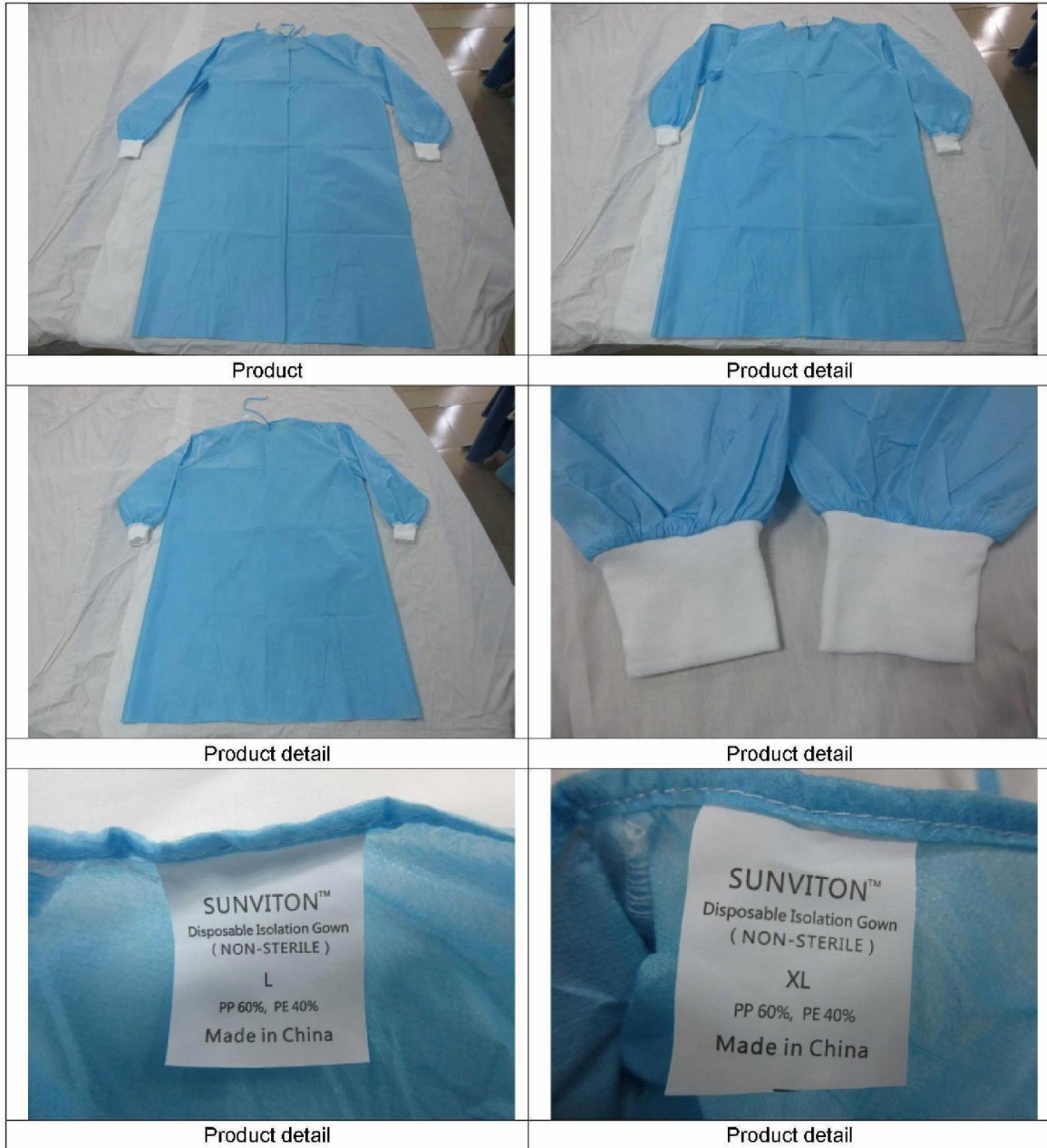
Warning mark on poly bag



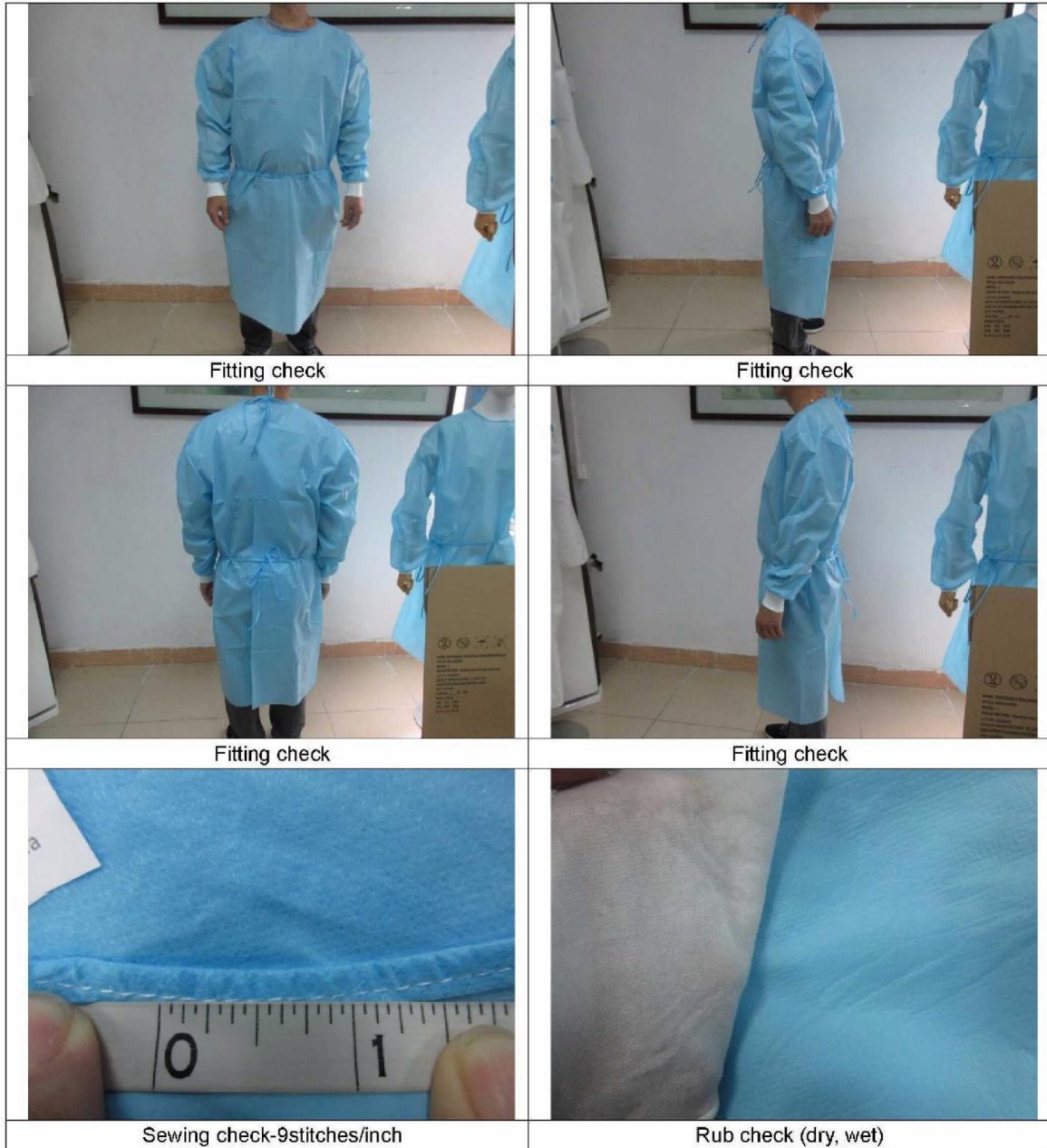
Warning mark on poly bag









Product



	
<p>Submitted samples</p>	<p>Submitted samples mark</p>
	
<p>Bulk goods(R) and submitted sample(L) compared</p>	<p>Bulk goods(R) and submitted sample(L) compared</p>
	
<p>Bulk goods(R) and submitted sample(L) compared</p>	<p>Bulk goods(R) and submitted sample(L) compared</p>




 A person is using a QMAX needle detector machine to check a piece of light blue fabric. The machine has a control panel on the right side.	 A piece of light blue fabric is placed on a G&G Electronic Scale. The scale's digital display shows 105.16.
<p>Needle detection check</p>	<p>Submitted sample weight check-L</p>
 A piece of light blue fabric is placed on a G&G Electronic Scale. The scale's digital display shows 105.67.	 A piece of light blue fabric is placed on a G&G Electronic Scale. The scale's digital display shows 115.04.
<p>Unit weight check-Size L</p>	<p>Submitted sample weight check-Size XL</p>
 A piece of light blue fabric is placed on a G&G Electronic Scale. The scale's digital display shows 116.19.	 A small circular piece of light blue fabric is placed on a G&G Electronic Scale. The scale's digital display shows 0.42.
<p>Unit weight check-Size XL</p>	<p>Fabric weight GSM</p>






Water Column test >50.0



Water Column test >50.0



Water Column test >50.0



Water Column test tester



Certificate of calibration for tester



Fabric tear test



Fabric tear test



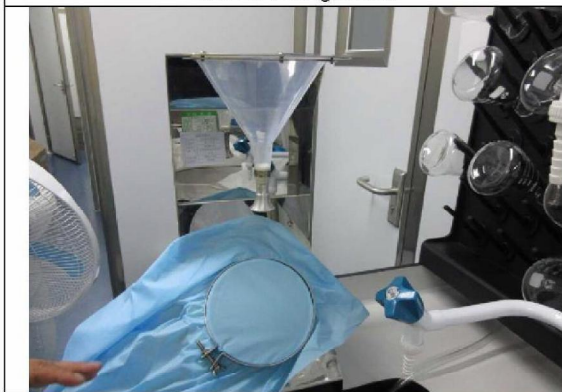
Tensile strength test




Tensile strength test




Certificate of calibration for tension tester



Resistance to liquid penetration



Resistance to liquid penetration



<p><b>Inspector:</b></p>	<p>5.1.2e</p>	<p><b>Auditor:</b></p>	<p>5.1.2e</p>
<p><b>End of Report</b></p>			